

Chapter 13

Kinetics: Rates and Mechanisms of Chemical Reactions

14.1 Focusing on Reaction Rate

14.2 Expressing the Reaction Rate

14.3 The Rate Law and Its Components

14.4 Integrated Rate Laws: Concentration Changes over Time

14.5 Theories of Chemical Kinetics

14.6 Reaction Mechanisms: The Steps from Reactant to Product

14.7 Catalysis: Speeding Up a Reaction



Factors That Influence Reaction Rate

- Particles must collide in order to react.
- The higher the **concentration** of reactants, the greater the reaction rate.
 - A higher concentration of reactant particles allows a greater number of collisions.
- The **physical state** of the reactants influences reaction rate.
 - Substances must mix in order for particles to collide.
- The higher the **temperature**, the greater the reaction rate.
 - At higher temperatures particles have more energy and therefore collide more often and more effectively.



Figure 14.3 The effect of surface area on reaction rate.

Copyright © The McGraw-Hill Companies, Inc. Permission required for reproduction or display.



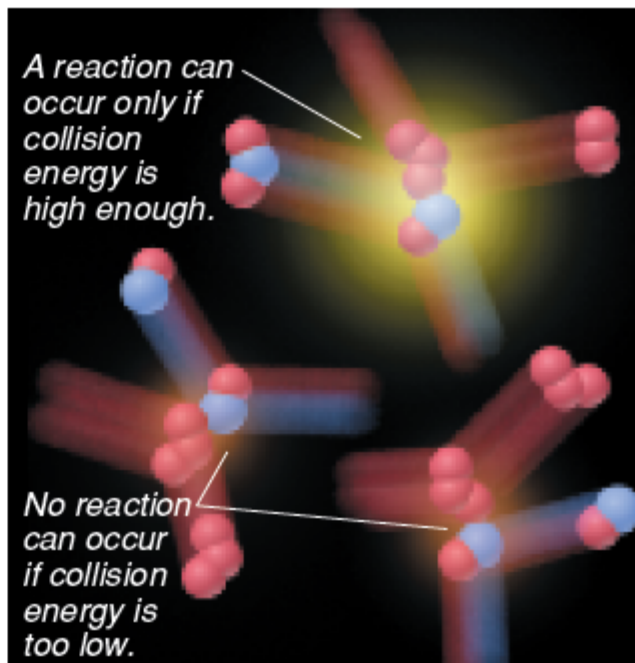
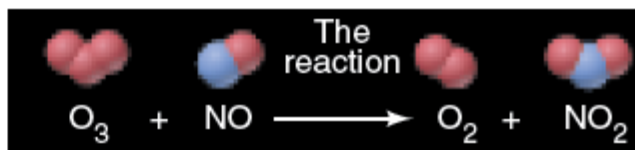
A hot steel nail glows feebly when placed in O_2 .



The same mass of steel wool bursts into flame.

Figure 14.4 Sufficient collision energy is required for a reaction to occur.

Copyright © The McGraw-Hill Companies, Inc. Permission required for reproduction or display.



14.2

Expressing the Reaction Rate

Reaction rate is measured in terms of the changes in concentrations of reactants or products per unit time.

For the general reaction $A \rightarrow B$, we measure the concentration of A at t_1 and at t_2 :

$$\text{Rate} = \frac{\text{change in concentration of A}}{\text{change in time}} = - \frac{\text{conc } A_2 - \text{conc } A_1}{t_2 - t_1} = - \frac{\Delta(\text{conc } A)}{\Delta t}$$

Square brackets indicate a concentration in moles per liter.

The **negative** sign is used because the concentration of A is **decreasing**. This gives the **rate** a **positive** value.

Table 14.1 Concentration of O₃ at Various Times in its Reaction with C₂H₄ at 303 K



Time (s)	Concentration of O ₃ (mol/L)
0.0	3.20x10 ⁻⁵
10.0	2.42x10 ⁻⁵
20.0	1.95x10 ⁻⁵
30.0	1.63x10 ⁻⁵
40.0	1.40x10 ⁻⁵
50.0	1.23x10 ⁻⁵
60.0	1.10x10 ⁻⁵

$$\begin{aligned} \text{rate} &= - \frac{\Delta [\text{C}_2\text{H}_4]}{\Delta t} \\ &= - \frac{\Delta [\text{O}_3]}{\Delta t} \end{aligned}$$

Figure 14.5 Three types of reaction rates for the reaction of O_3 and C_2H_4 .



Copyright © The McGraw-Hill Companies, Inc. Permission required for reproduction or display.

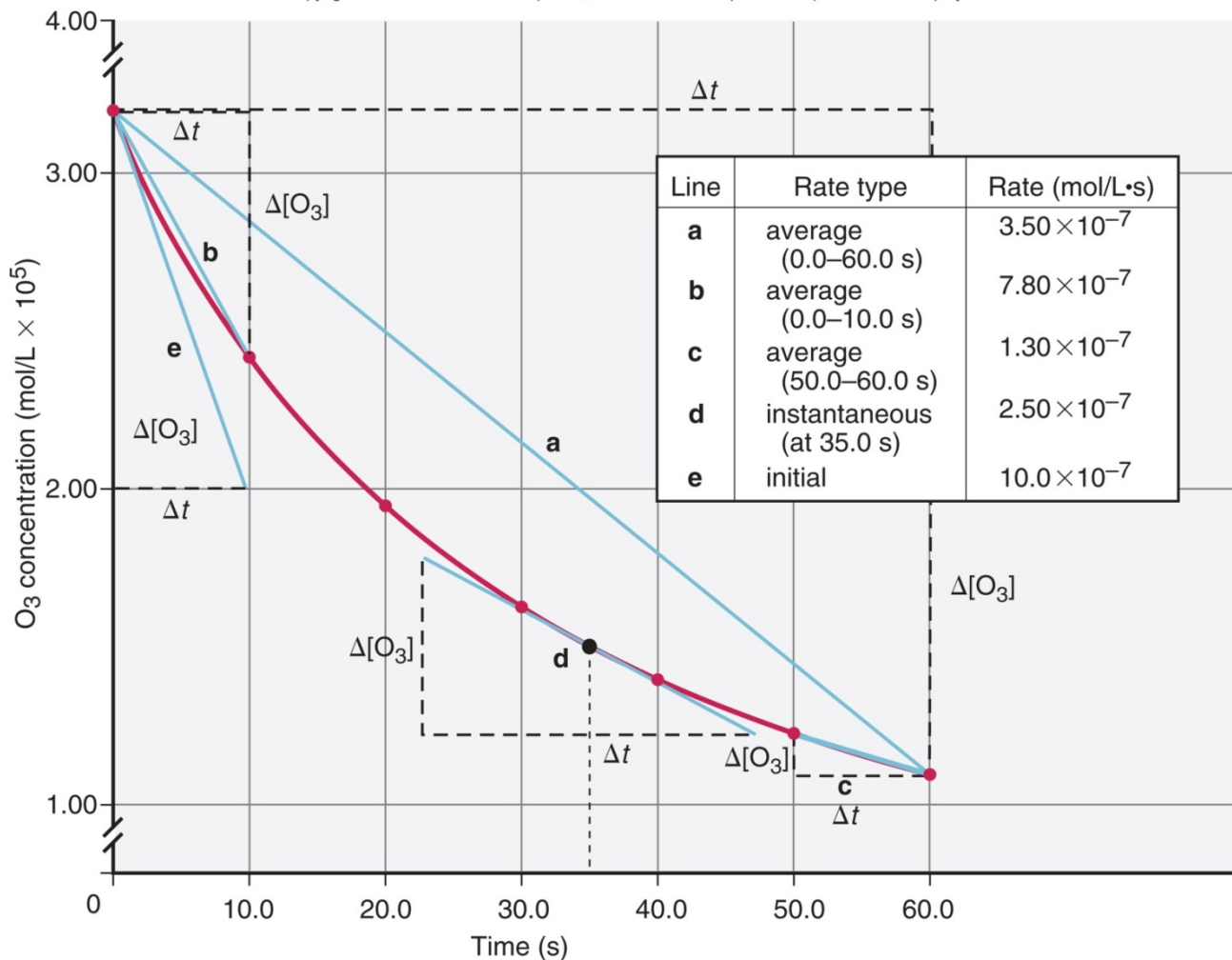
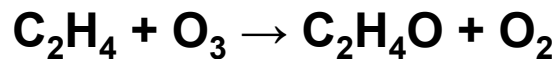
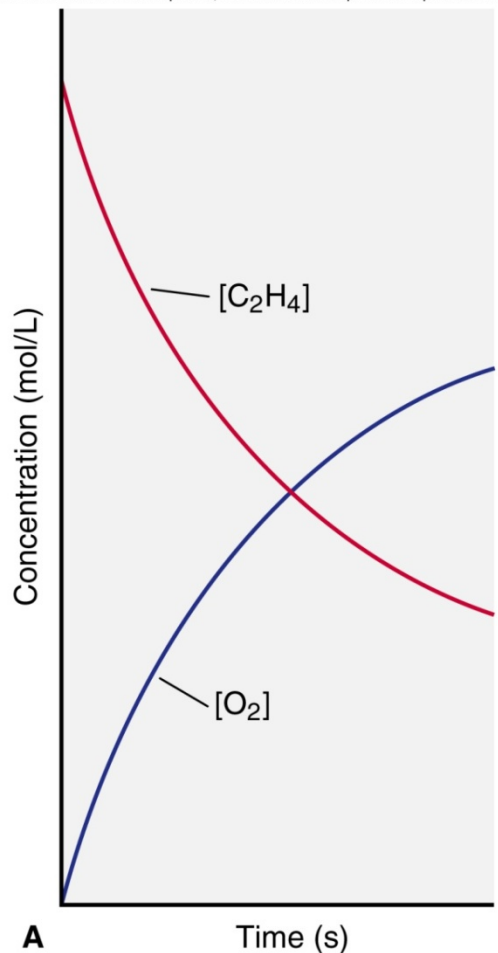


Figure 14.6A Plots of [reactant] and [product] vs. time.



Copyright © The McGraw-Hill Companies, Inc. Permission required for reproduction or display.

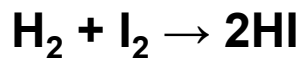


$[\text{O}_2]$ increases just as fast as $[\text{C}_2\text{H}_4]$ decreases.

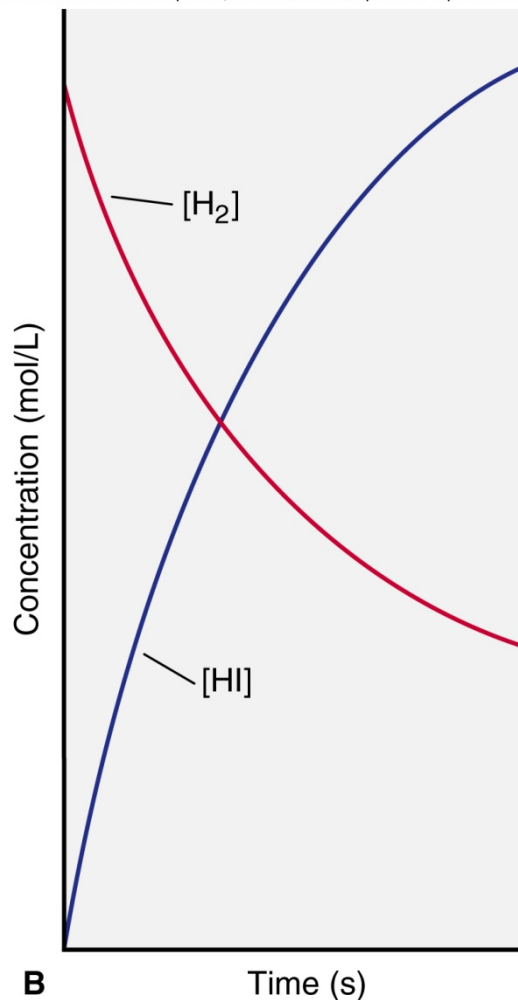
$$\begin{aligned} \text{Rate} &= - \frac{\Delta[\text{C}_2\text{H}_4]}{\Delta t} = - \frac{\Delta[\text{O}_3]}{\Delta t} \\ &= \frac{\Delta[\text{C}_2\text{H}_4\text{O}]}{\Delta t} = \frac{\Delta[\text{O}_2]}{\Delta t} \end{aligned}$$



Figure 14.6B Plots of [reactant] and [product] vs. time.



Copyright © The McGraw-Hill Companies, Inc. Permission required for reproduction or display.



[HI] increases twice as fast as [H₂] decreases.

$$\text{Rate} = -\frac{\Delta[\text{H}_2]}{\Delta t} = -\frac{\Delta[\text{I}_2]}{\Delta t} = \frac{1}{2} \frac{\Delta[\text{HI}]}{\Delta t}$$

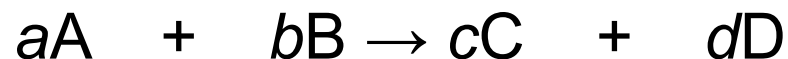
$$\text{Rate} = \frac{\Delta[\text{HI}]}{\Delta t} = -2 \frac{\Delta[\text{H}_2]}{\Delta t} = -2 \frac{\Delta[\text{I}_2]}{\Delta t}$$

The expression for the rate of a reaction and its numerical value depend on which substance serves as the reference.

B

Time (s)

In general, for the reaction



where a , b , c , and d are the coefficients for the balanced equation, the rate is expressed as:

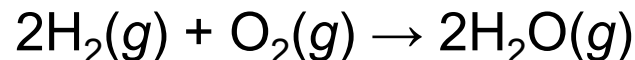
$$\text{rate} = -\frac{1}{a} \frac{\Delta[A]}{\Delta t} = -\frac{1}{b} \frac{\Delta[B]}{\Delta t} = \frac{1}{c} \frac{\Delta[C]}{\Delta t} = \frac{1}{d} \frac{\Delta[D]}{\Delta t}$$



Sample Problem 14.1

Expressing Rate in Terms of Changes in Concentration with Time

PROBLEM: Hydrogen gas has a nonpolluting combustion product (water vapor). H_2 is used as a fuel aboard the space shuttle and in earthbound cars with prototype engines:



- (a) Express the rate in terms of changes in $[\text{H}_2]$, $[\text{O}_2]$, and $[\text{H}_2\text{O}]$ with time.
- (b) When $[\text{O}_2]$ is decreasing at $0.23 \text{ mol/L}\cdot\text{s}$, at what rate is $[\text{H}_2\text{O}]$ increasing?

PLAN: We choose O_2 as the reference because its coefficient is 1. For every molecule of O_2 that disappears, two molecules of H_2 disappear, so the rate of $[\text{O}_2]$ decrease is $\frac{1}{2}$ the rate of $[\text{H}_2]$ decrease. Similarly, the rate at which $[\text{O}_2]$ decreases is $\frac{1}{2}$ the rate at which $[\text{H}_2\text{O}]$ increases.

Sample Problem 14.1

SOLUTION:

$$(a) \text{ Rate} = -\frac{\Delta[\text{O}_2]}{\Delta t} = -\frac{1}{2} \frac{\Delta[\text{H}_2]}{\Delta t} = \frac{1}{2} \frac{\Delta[\text{H}_2\text{O}]}{\Delta t}$$

(b) Calculating the rate of change of $[\text{H}_2\text{O}]$:

$$\frac{1}{2} \frac{\Delta[\text{H}_2\text{O}]}{\Delta t} = -\frac{\Delta[\text{O}_2]}{\Delta t} = -(-0.23 \text{ mol/L}\cdot\text{s})$$

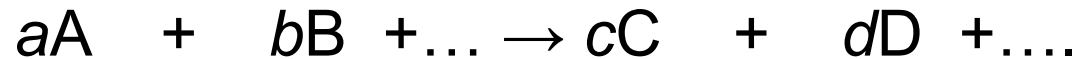
$$\frac{\Delta[\text{H}_2\text{O}]}{\Delta t} = 2(0.23 \text{ mol/L}\cdot\text{s}) = \mathbf{0.46 \text{ mol/L}\cdot\text{s}}$$



14.3

The Rate Law

For any general reaction occurring at a fixed temperature



$$\text{Rate} = k[A]^m[B]^n \dots$$

The term k is the **rate constant**, which is specific for a given reaction at a given temperature.

The exponents m and n are **reaction orders** and are determined **by experiment**.

The values of m and n are **not** necessarily related in any way to the coefficients a and b .

Reaction Orders

A reaction has an *individual order* “with respect to” or “in” each reactant.

For the simple reaction $A \rightarrow \text{products}$:

If the rate doubles when $[A]$ doubles, the rate depends on $[A]^1$ and the reaction is *first order* with respect to A.

If the rate quadruples when $[A]$ doubles, the rate depends on $[A]^2$ and the reaction is *second order* with respect to $[A]$.

If the rate does not change when $[A]$ doubles, the rate does not depend on $[A]$, and the reaction is *zero order* with respect to A.



Figure 14.7 Plots of reactant concentration, [A], vs. time for first-, second-, and zero-order reactions.

Copyright © The McGraw-Hill Companies, Inc. Permission required for reproduction or display.

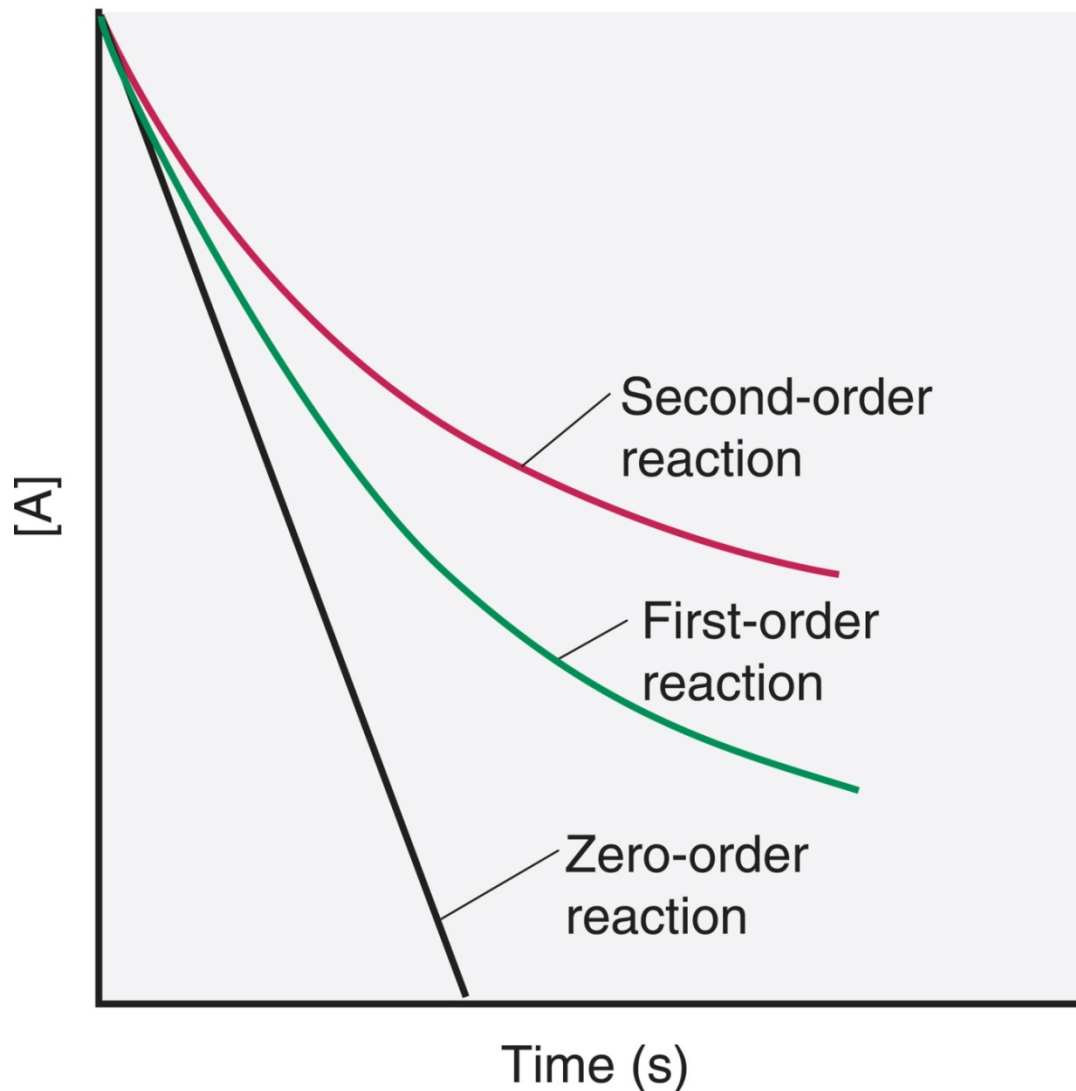
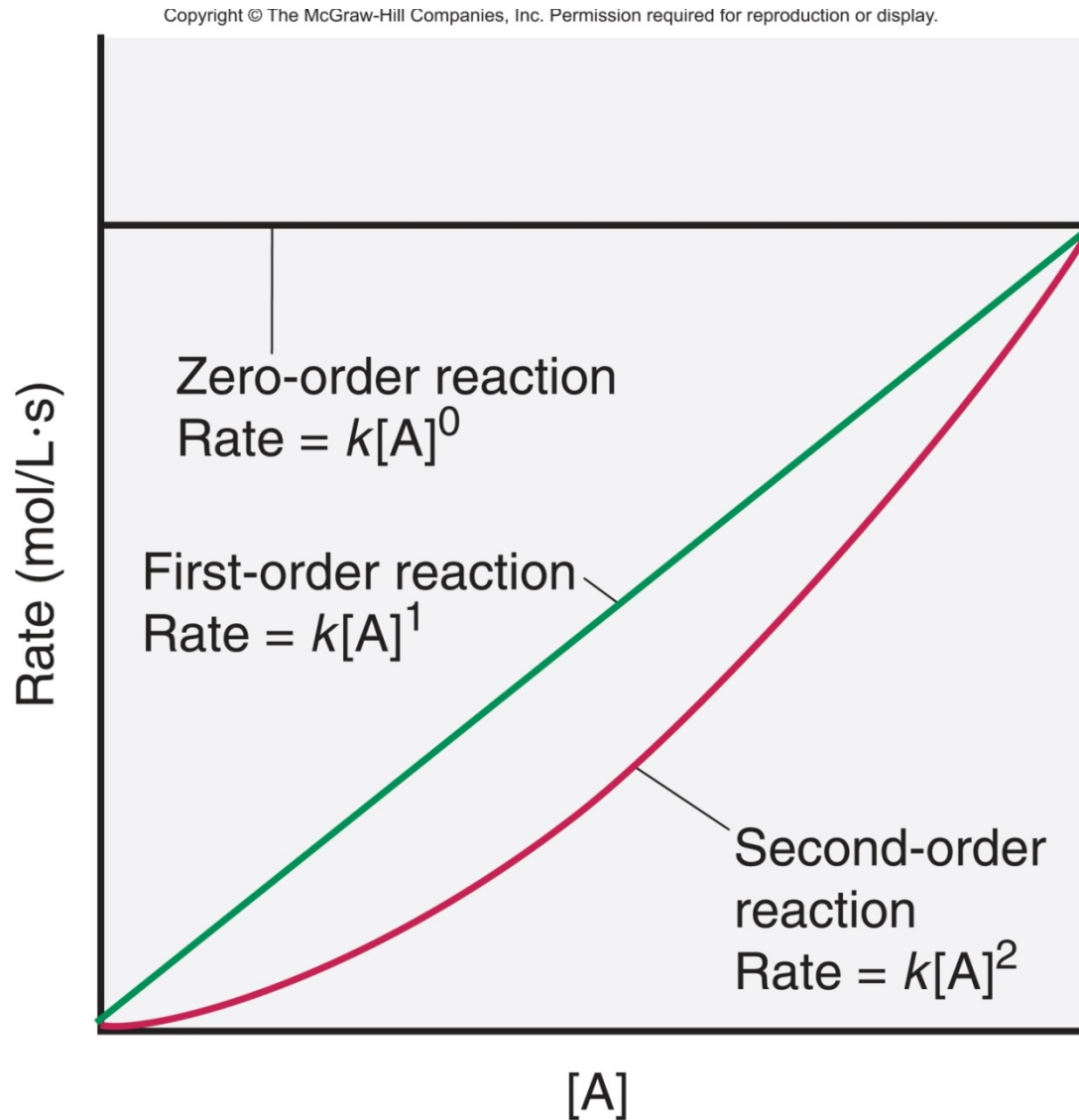


Figure 14.8 Plots of rate vs. reactant concentration, [A], for first-, second-, and zero-order reactions.



Individual and Overall Reaction Orders

For the reaction $2\text{NO}(g) + 2\text{H}_2(g) \rightarrow \text{N}_2(g) + 2\text{H}_2\text{O}(g)$:

The rate law is $\text{rate} = k[\text{NO}]^2[\text{H}_2]$

The reaction is **second order** with respect to NO, **first order** with respect to H_2 and **third order** overall.

Note that the reaction is **first order** with respect to H_2 even though the coefficient for H_2 in the balanced equation is 2.


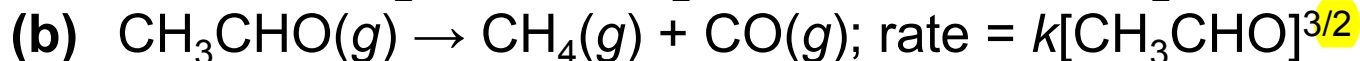
Reaction orders **must** be determined **from experimental data** and cannot be deduced from the balanced equation.



Sample Problem 14.2

Determining Reaction Orders from Rate Laws

PROBLEM: For each of the following reactions, use the given rate law to determine the reaction order with respect to each reactant and the overall order.



PLAN: We inspect the exponents in the rate law, *not* the coefficients of the balanced equation, to find the individual orders. We add the individual orders to get the overall reaction order.

SOLUTION:

(a) The exponent of $[\text{NO}]$ is **2** and the exponent of $[\text{O}_2]$ is **1**, so the reaction is **second order with respect to NO, first order with respect to O_2 and third order overall.**

Sample Problem 14.2

- (b) The reaction is $\frac{3}{2}$ order in CH_3CHO and $\frac{3}{2}$ order overall.
- (c) The reaction is **first order in H_2O_2 , first order in I^- , and second order overall**. The reactant H^+ does not appear in the rate law, so the reaction is **zero order with respect to H^+** .



Determining Reaction Orders

For the general reaction $A + 2B \rightarrow C + D$,
the rate law will have the form

$$\text{Rate} = k[A]^m[B]^n$$

To determine the values of m and n , we run a series of experiments in which one reactant concentration changes while the other is kept constant, and we measure the effect on the initial rate in each case.

انجام یک سری آزمایش که در آنها غلظت یک واکنشگر تغییر می کند
در حالی که غلظت واکنشگر دیگر ثابت است

Table 14.2 Initial Rates for the Reaction between A and B

Experiment	Initial Rate (mol/L·s)	Initial [A] (mol/L)	Initial [B] (mol/L)
1	1.75×10^{-3}	2.50×10^{-2}	3.00×10^{-2}
2	3.50×10^{-3}	5.00×10^{-2}	3.00×10^{-2}
3	3.50×10^{-3}	2.50×10^{-2}	6.00×10^{-2}
4	7.00×10^{-3}	5.00×10^{-2}	6.00×10^{-2}

[B] is kept constant for experiments 1 and 2, while [A] is doubled. Then [A] is kept constant while [B] is doubled.



Finding m , the order with respect to A:

We compare experiments 1 and 2, where [B] is kept constant but [A] doubles:

$$\frac{\text{Rate 2}}{\text{Rate 1}} = \frac{\cancel{k}[A]_2^m \cancel{[B]}_2^n}{\cancel{k}[A]_1^m \cancel{[B]}_1^n} = \frac{[A]_2^m}{[A]_1^m} = \left(\frac{[A]_2}{[A]_1} \right)^m$$

$$\frac{3.50 \times 10^{-3} \text{ mol/L}\cdot\text{s}}{1.75 \times 10^{-3} \text{ mol/L}\cdot\text{s}} = \left(\frac{5.00 \times 10^{-2} \text{ mol/L}}{2.50 \times 10^{-2} \text{ mol/L}} \right)^m$$

Dividing, we get $2.00 = (2.00)^m$ so $m = 1$



Finding n , the order with respect to B:

We compare experiments 3 and 1, where [A] is kept constant but [B] doubles:

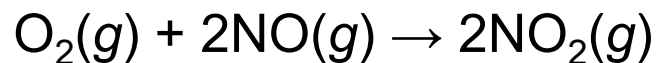
$$\frac{\text{Rate 3}}{\text{Rate 1}} = \frac{\cancel{k}[\text{A}]_3^m [\text{B}]_3^n}{\cancel{k}[\text{A}]_1^m [\text{B}]_1^n} = \frac{[\text{B}]_3^n}{[\text{B}]_1^n} = \left(\frac{[\text{B}]_3}{[\text{B}]_1} \right)^n$$

$$\frac{3.50 \times 10^{-3} \text{ mol/L}\cdot\text{s}}{1.75 \times 10^{-3} \text{ mol/L}\cdot\text{s}} = \left(\frac{6.00 \times 10^{-2} \text{ mol/L}}{3.00 \times 10^{-2} \text{ mol/L}} \right)^m$$

Dividing, we get $2.00 = (2.00)^n$ so $n = 1$



Table 14.3 Initial Rates for the Reaction between O₂ and NO



$$\text{Rate} = k[\text{O}_2]^m[\text{NO}]^n$$

Experiment	Initial Rate (mol/L·s)	Initial Reactant Concentrations (mol/L)	
		[O ₂]	[NO]
1	3.21x10 ⁻³	1.10x10 ⁻²	1.30x10 ⁻²
2	6.40x10 ⁻³	2.20x10 ⁻²	1.30x10 ⁻²
3	12.48x10 ⁻³	1.10x10 ⁻²	2.60x10 ⁻²
4	9.60x10 ⁻³	3.30x10 ⁻²	1.30x10 ⁻²
5	28.8x10 ⁻³	1.10x10 ⁻²	3.90x10 ⁻²

Finding m , the order with respect to O_2 :

We compare experiments 1 and 2, where $[NO]$ is kept constant but $[O_2]$ doubles:

$$\frac{\text{Rate 2}}{\text{Rate 1}} = \frac{\cancel{k}[O_2]_2^m \cancel{[NO]_2^n}}{\cancel{k}[O_2]_1^m \cancel{[NO]_1^n}} = \frac{[O_2]_2^m}{[O_2]_1^m} = \left(\frac{[O_2]_2}{[O_2]_1} \right)^m$$

$$\frac{6.40 \times 10^{-3} \text{ mol/L}\cdot\text{s}}{3.21 \times 10^{-3} \text{ mol/L}\cdot\text{s}} = \left(\frac{2.20 \times 10^{-2} \text{ mol/L}}{1.10 \times 10^{-2} \text{ mol/L}} \right)^m$$

Dividing, we get $1.99 = (2.00)^m$ or $2 = 2^m$, so $m = 1$

The reaction is **first order** with respect to O_2 .



Sometimes the exponent is not easy to find by inspection. In those cases, we solve for m with an equation of the form $a = b^m$:

$$m = \frac{\log a}{\log b} = \frac{\log 1.99}{\log 2.00} = 0.993$$

This confirms that the reaction is first order with respect to O_2 .

Reaction orders may be positive integers, zero, negative integers, or fractions.

مرتبه واکنش می تواند مثبت، منفی، صفر یا کسری باشد

Finding n , the order with respect to NO:

We compare experiments 1 and 3, where $[O_2]$ is kept constant but $[NO]$ doubles:

$$\frac{\text{Rate 3}}{\text{Rate 1}} = \left(\frac{[NO]_3}{[NO]_1} \right)^n = \frac{12.8 \times 10^{-3} \text{ mol/L}\cdot\text{s}}{3.21 \times 10^{-3} \text{ mol/L}\cdot\text{s}} = \left(\frac{2.60 \times 10^{-2} \text{ mol/L}}{1.30 \times 10^{-2} \text{ mol/L}} \right)^n$$

Dividing, we get $3.99 = (2.00)^n$ or $4 = 2^n$, so $n = 2$.

Alternatively: $n = \frac{\log a}{\log b} = \frac{\log 3.99}{\log 2.00} = 2.00$

The reaction is second order with respect to NO.

The rate law is given by: $\text{rate} = k[O_2][NO]^2$



Sample Problem 14.3

Determining Reaction Orders from Rate Data

PROBLEM: Many gaseous reactions occur in a car engine and exhaust system. One of these reactions is



Use the following data to determine the individual and overall reaction orders:

Experiment	Initial Rate (mol/L·s)	Initial [NO ₂] (mol/L)	Initial [CO] (mol/L)
1	0.0050	0.10	0.10
2	0.080	0.40	0.10
3	0.0050	0.10	0.20



Sample Problem 14.3

PLAN: We need to solve the general rate law for m and for n and then add those orders to get the overall order. We proceed by taking the ratio of the rate laws for two experiments in which only the reactant in question changes concentration.

SOLUTION:

To calculate m , the order with respect to NO_2 , we compare experiments 1 and 2:

$$\frac{\text{rate 2}}{\text{rate 1}} = \frac{k [\text{NO}_2]_2^m [\text{CO}]_2^n}{k [\text{NO}_2]_1^m [\text{CO}]_1^n} = \left(\frac{[\text{NO}_2]_2}{[\text{NO}_2]_1} \right)^m \quad \frac{0.080}{0.0050} = \left(\frac{0.40}{0.10} \right)^m$$
$$16 = (4.0)^m \quad \text{so } m = 2$$

The reaction is second order in NO_2 .

Sample Problem 14.3

To calculate n , the order with respect to CO, we compare experiments 1 and 3:

$$\frac{\text{rate 3}}{\text{rate 1}} = \frac{k [\text{NO}_2]^{m_3} [\text{CO}]^{n_3}}{k [\text{NO}_2]^{m_1} [\text{CO}]^{n_1}} = \left(\frac{[\text{CO}]_3}{[\text{CO}]_1} \right)^n$$
$$\frac{0.0050}{0.0050} = \left(\frac{0.20}{0.10} \right)^n$$
$$1.0 = (2.0)^n \text{ so } n = 0$$

The reaction is zero order in CO.

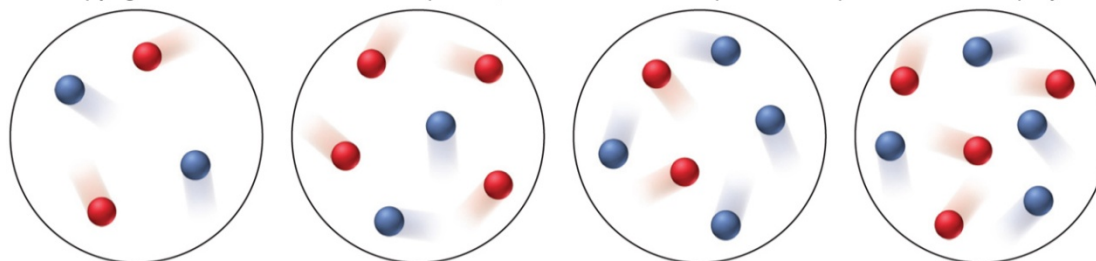
$$\text{rate} = k[\text{NO}_2]^2[\text{CO}]^0 \text{ or } \text{rate} = k[\text{NO}_2]^2$$

Sample Problem 14.4

Determining Reaction Orders from Molecular Scenes

PROBLEM: At a particular temperature and volume, two gases, A (*red*) and B (*blue*), react. The following molecular scenes represent starting mixtures for four experiments:

Copyright © The McGraw-Hill Companies, Inc. Permission required for reproduction or display.



Expt no:	1	2	3	4
Initial rate (mol/L·s)	0.50×10^{-4}	1.0×10^{-4}	2.0×10^{-4}	?

- (a) What is the reaction order with respect to A? With respect to B? The overall order?
- (b) Write the rate law for the reaction.
- (c) Predict the initial rate of experiment 4.

PLAN: We find the individual reaction orders by seeing how a change in each reactant changes the rate. Instead of using concentrations we count the number of particles.

Sample Problem 14.4

SOLUTION:

(a) For reactant A (*red*):

Experiments 1 and 2 have the same number of particles of B, but the number of particles of A doubles. The rate doubles. **Thus the order with respect to A is 1.**

For reactant B (*blue*):

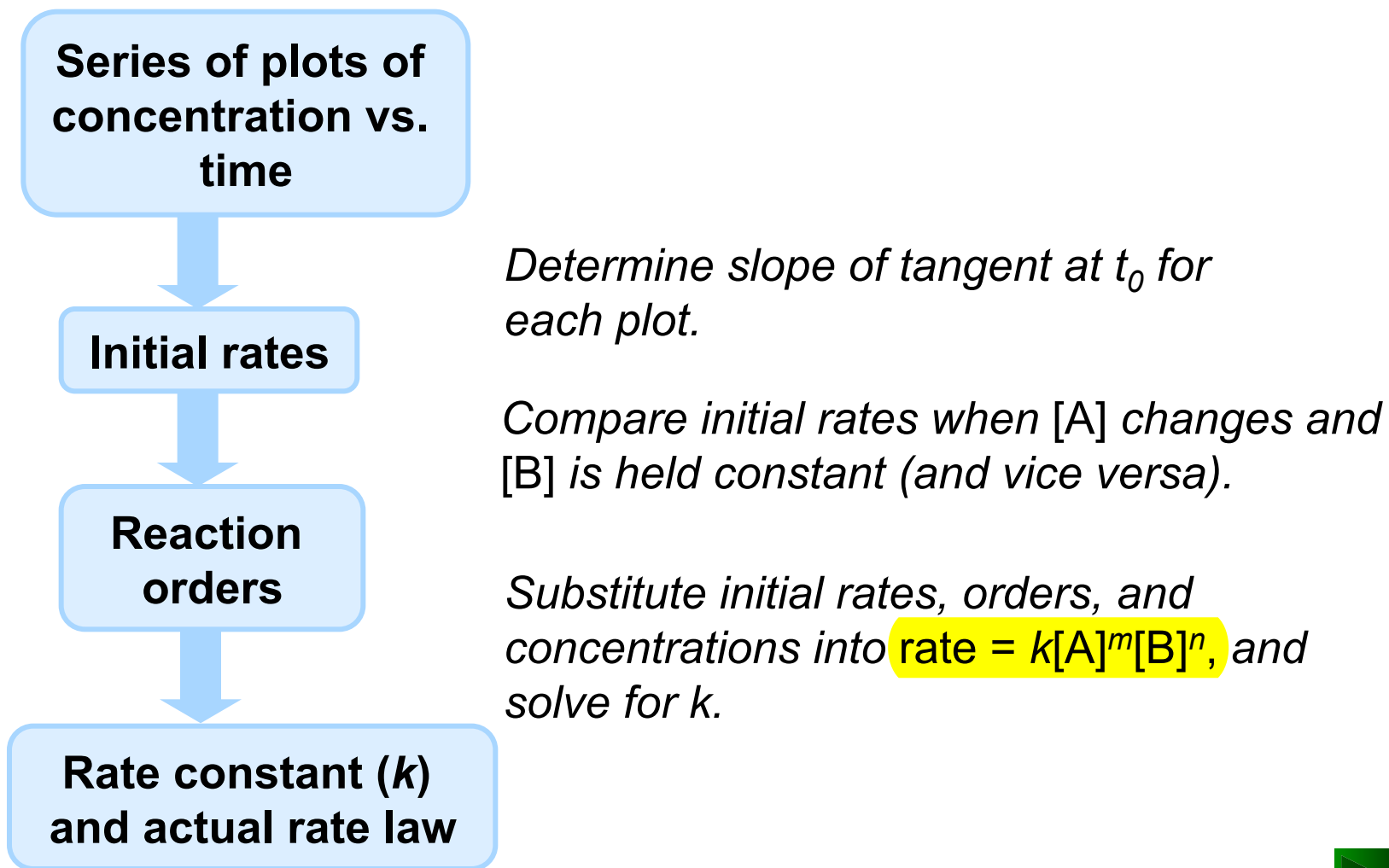
Experiments 1 and 3 show that when the number of particles of B doubles (while A remains constant), the rate quadruples. **The order with respect to B is 2.**

The overall order is $1 + 2 = 3$.

(b) Rate = $k[A][B]^2$

(c) Between experiments 3 and 4, the number of particles of A doubles while the number of particles of B does not change. The rate should double, so rate = $2 \times 2.0 \times 10^{-4} = 4.0 \times 10^{-4} \text{ mol/L}\cdot\text{s}$

Figure 14.9 Information sequence to determine the kinetic parameters of a reaction.



14.4

Integrated Rate Laws

An integrated rate law includes *time* as a variable.

First-order rate equation:

$$\text{rate} = - \frac{\Delta[A]}{\Delta t} = k [A]$$

$$\ln \frac{[A]_0}{[A]_t} = kt$$

Second-order rate equation:

$$\text{rate} = - \frac{\Delta[A]}{\Delta t} = k [A]^2$$

$$\frac{1}{[A]_t} - \frac{1}{[A]_0} = kt$$

Zero-order rate equation:

$$\text{rate} = - \frac{\Delta[A]}{\Delta t} = k [A]^0$$

$$[A]_t - [A]_0 = - kt$$

Sample Problem 14.5

Determining the Reactant Concentration after a Given Time

PROBLEM: At 1000°C, cyclobutane (C_4H_8) decomposes in a first-order reaction, with the very high rate constant of 87 s^{-1} , to two molecules of ethylene (C_2H_4).

- (a) If the initial C_4H_8 concentration is 2.00 M, what is the concentration after 0.010 s?
- (b) What fraction of C_4H_8 has decomposed in this time?

PLAN: We must find the concentration of cyclobutane at time t , $[C_4H_8]_t$. The problem tells us the reaction is first-order, so we use the integrated first-order rate law:

$$\ln \frac{[C_4H_8]_0}{[C_4H_8]_t} = kt$$

Sample Problem 14.5

SOLUTION:

$$(a) \quad \ln \frac{[\text{C}_4\text{H}_8]_0}{[\text{C}_4\text{H}_8]_t} = kt \quad \ln \frac{2.00 \text{ mol/L}}{[\text{C}_4\text{H}_8]_t} = (87 \text{ s}^{-1})(0.010 \text{ s}) = 0.87$$

$$\frac{2.00 \text{ mol/L}}{[\text{C}_4\text{H}_8]_t} = e^{0.87} = 2.4$$

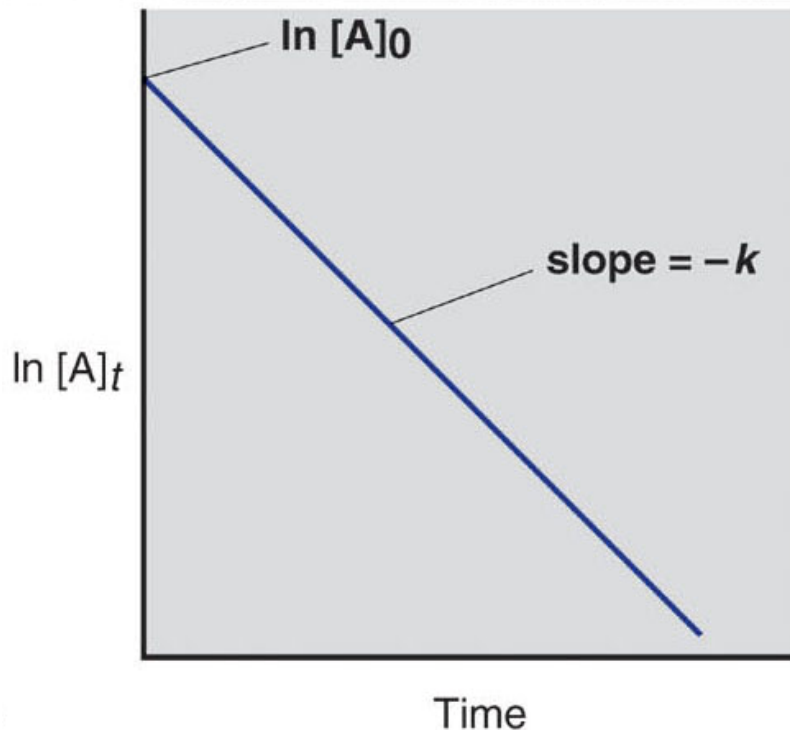
$$[\text{C}_2\text{H}_4] = \frac{2.00 \text{ mol/L}}{2.4} = \boxed{0.83 \text{ mol/L}}$$

(b) Finding the fraction that has decomposed after 0.010 s:

$$\frac{[\text{C}_4\text{H}_8]_0 - [\text{C}_4\text{H}_8]_t}{[\text{C}_4\text{H}_8]_0} = \frac{2.00 \text{ M} - 0.87 \text{ M}}{2.00 \text{ M}} = \boxed{0.58}$$

Figure 14.10A Graphical method for finding the reaction order from the integrated rate law.

First-order reaction



integrated rate law

$$\ln \frac{[A]_0}{[A]_t} = kt$$

straight-line form

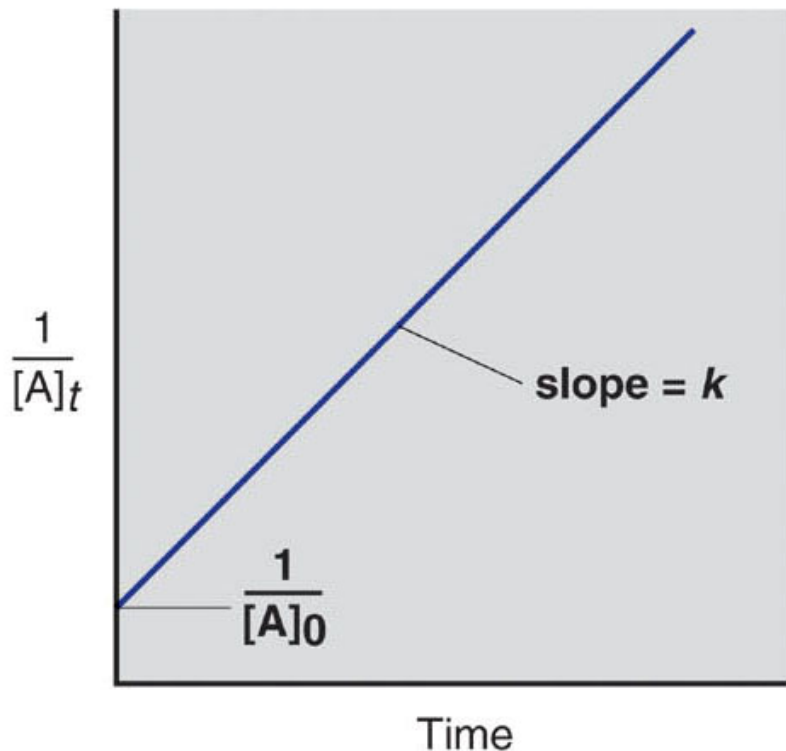
$$\ln[A]_t = -kt + \ln[A]_0$$

A plot of $\ln [A]$ vs. time gives a straight line for a first-order reaction.



Figure 14.10B Graphical method for finding the reaction order from the integrated rate law.

Second-order reaction



integrated rate law

$$\frac{1}{[A]_t} - \frac{1}{[A]_0} = kt$$

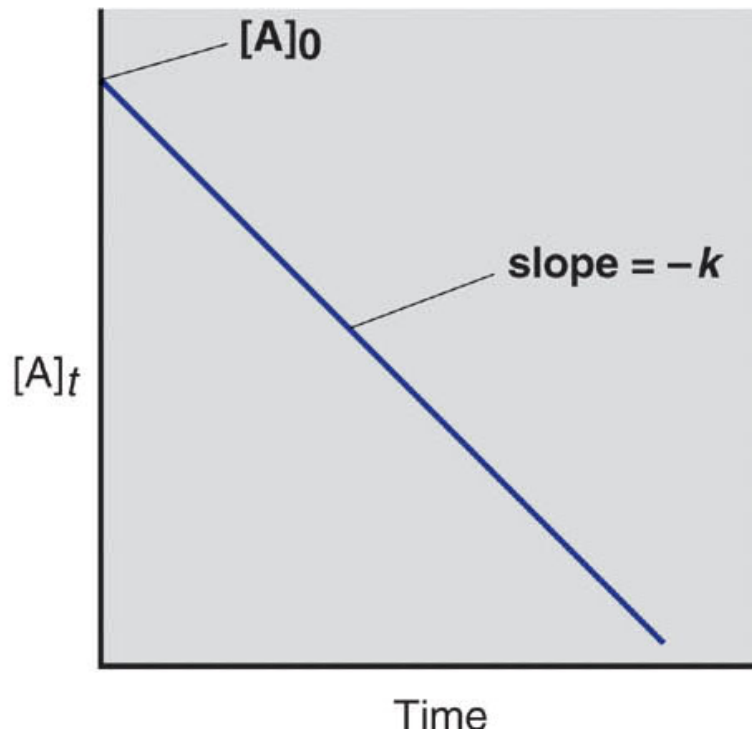
straight-line form

$$\frac{1}{[A]_t} = kt + \frac{1}{[A]_0}$$

A plot of $\frac{1}{[A]}$ vs. time gives a straight line for a second-order reaction.

Figure 14.10C Graphical method for finding the reaction order from the integrated rate law.

Zero-order reaction



integrated rate law

$$[A]_t - [A]_0 = -kt$$

straight-line form

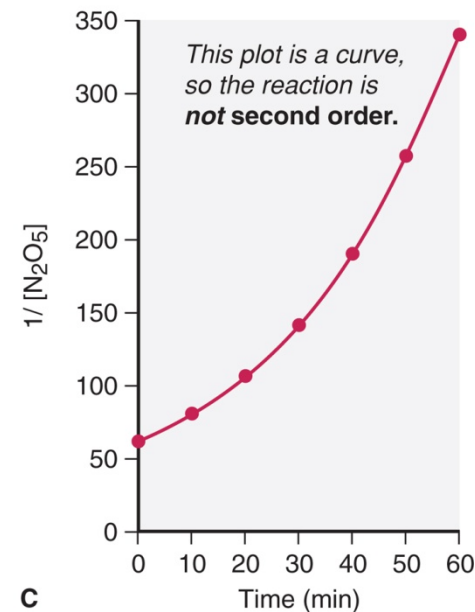
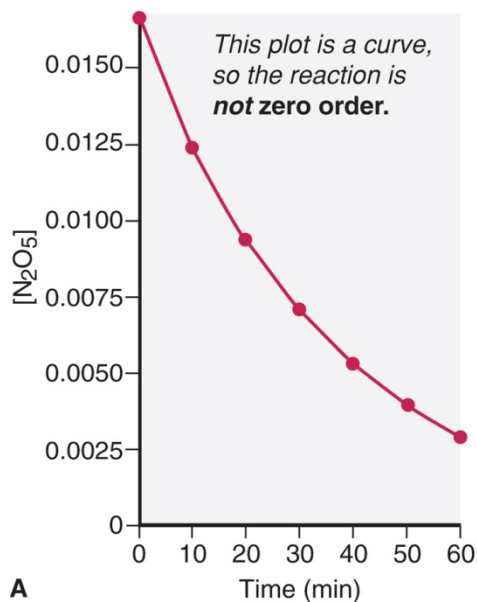
$$[A]_t = -kt + [A]_0$$

A plot of $[A]$ vs. time gives a straight line for a first-order reaction.



Figure 14.11 Graphical determination of the reaction order for the decomposition of N_2O_5 .

Copyright © The McGraw-Hill Companies, Inc. Permission required for reproduction or display.



A

B

C

Time (min)	$[\text{N}_2\text{O}_5]$	$\ln [\text{N}_2\text{O}_5]$	$1/[\text{N}_2\text{O}_5]$
0	0.0165	-4.104	60.6
10	0.0124	-4.390	80.6
20	0.0093	-4.68	1.1×10^2
30	0.0071	-4.95	1.4×10^2
40	0.0053	-5.24	1.9×10^2
50	0.0039	-5.55	2.6×10^2
60	0.0029	-5.84	3.4×10^2

The concentration data is used to construct three different plots. Since the plot of $\ln [\text{N}_2\text{O}_5]$ vs. time gives a straight line, the reaction is first order.

14.4

Integrated Rate Laws

An integrated rate law includes **time** as a variable.

First-order rate equation:

$$\text{rate} = - \frac{\Delta[A]}{\Delta t} = k [A]$$

$$\ln \frac{[A]_0}{[A]_t} = kt$$

Second-order rate equation:

$$\text{rate} = - \frac{\Delta[A]}{\Delta t} = k [A]^2$$

$$\frac{1}{[A]_t} - \frac{1}{[A]_0} = kt$$

Zero-order rate equation:

$$\text{rate} = - \frac{\Delta[A]}{\Delta t} = k [A]^0$$

$$[A]_t - [A]_0 = - kt$$

Reaction Half-life

The **half-life** ($t_{1/2}$) for a reaction is the time taken for the concentration of a reactant to drop to **half its initial value**.

For a **first-order** reaction, $t_{1/2}$ does not depend on the starting concentration.

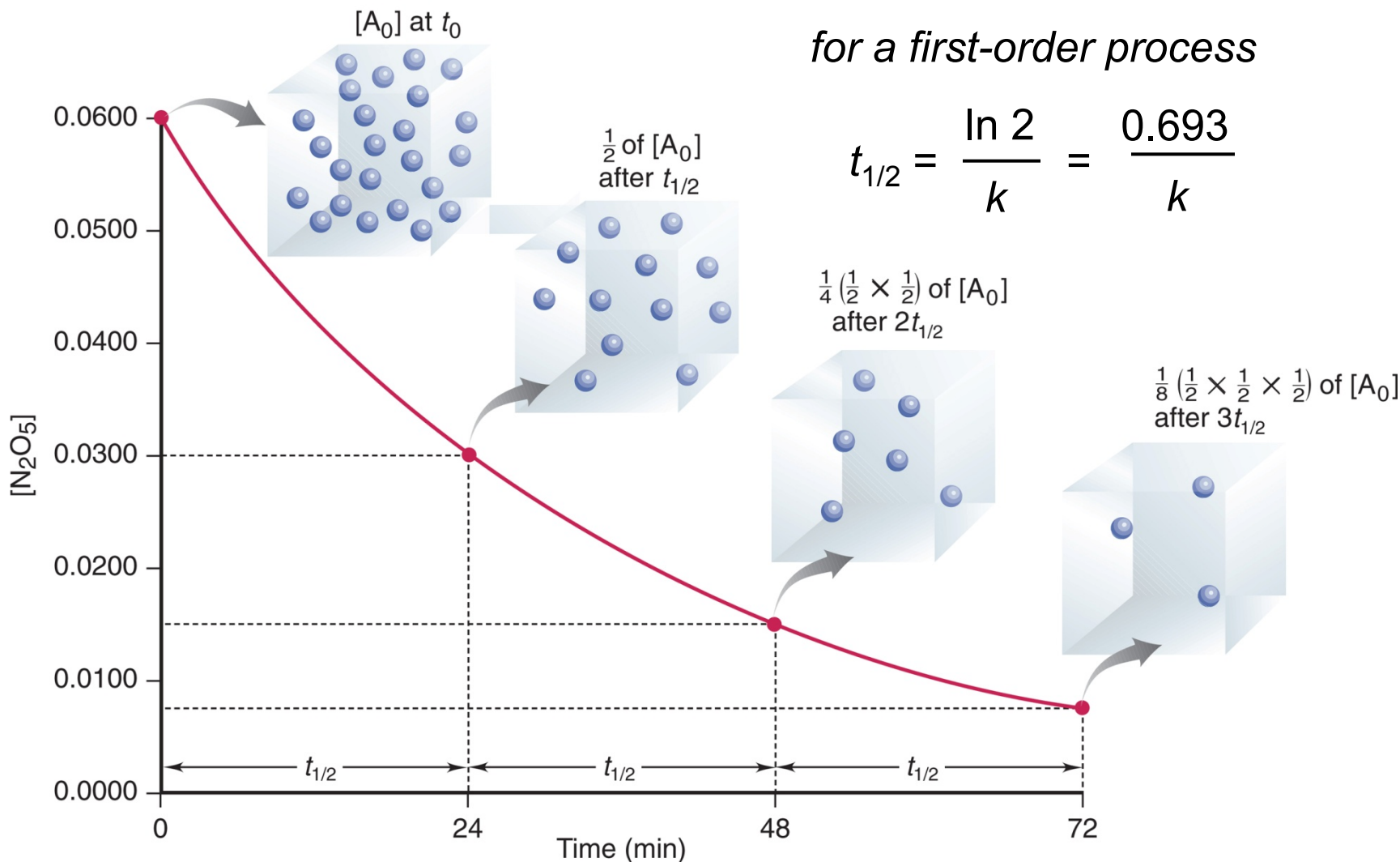
$$t_{1/2} = \frac{\ln 2}{k} = \frac{0.693}{k}$$

The half-life for a first-order reaction is a **constant**. Radioactive decay is a first-order process. The half-life for a radioactive nucleus is a useful indicator of its stability.



Figure 14.12 A plot of $[N_2O_5]$ vs. time for three reaction half-lives.

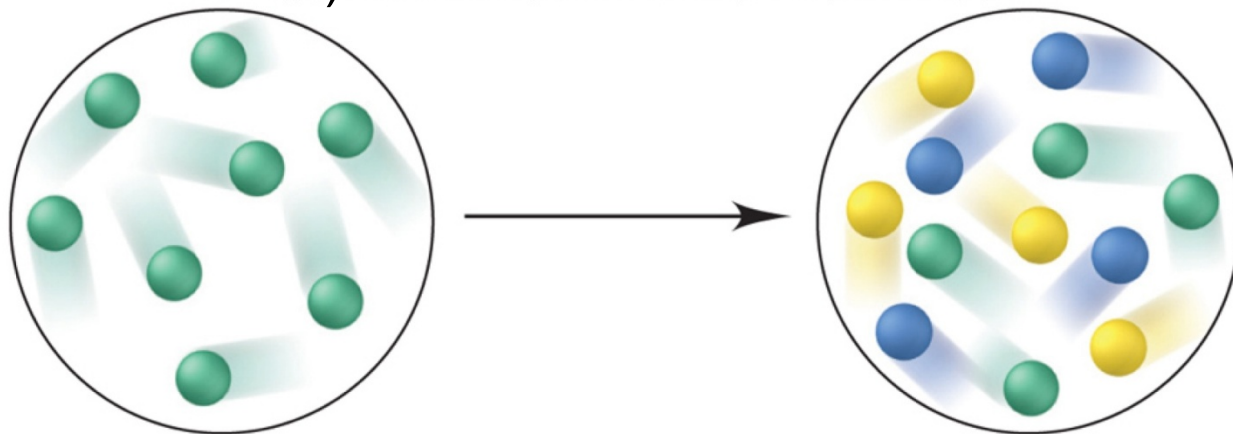
Copyright © The McGraw-Hill Companies, Inc. Permission required for reproduction or display.



Sample Problem 14.6

Using Molecular Scenes to Find Quantities at Various Times

PROBLEM: Substance A (*green*) decomposes to two other substances, B (*blue*) and C (*yellow*), in a first-order gaseous reaction. The molecular scenes below show a portion of the reaction mixture at two different times (0 sec and 30 sec):



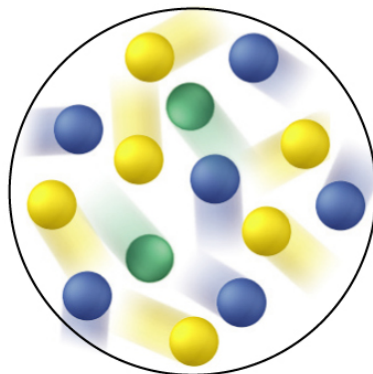
- Draw a similar molecular scene of the reaction mixture at $t = 60.0$ s.
- Find the rate constant of the reaction.
- If the total pressure (P_{total}) of the mixture is 5.00 atm at 90.0 s, what is the partial pressure of substance B (P_{B})?

Sample Problem 14.6

SOLUTION:

- (a) After 30.0 s, the number of particles of A has decreased from 8 to 4; since [A] has halved in this time, 30.0 s is the half-life of the reaction. After 60.0 s another half-life will have passed, and the number of A particles will have halved again. Each A particle forms one B and one C particle.

Copyright © The McGraw-Hill Companies, Inc.
Permission required for reproduction or display.



$t = 60.0 \text{ s}$

Sample Problem 14.6

(b) The rate constant k is determined using the formula for $t_{1/2}$ of a first-order reaction:

$$t_{1/2} = \frac{0.693}{k} \quad \text{so} \quad k = \frac{0.693}{t_{1/2}} = \frac{0.693}{30.0 \text{ s}} = \boxed{2.31 \times 10^{-2} \text{ s}^{-1}}$$

(c) After 90.0 s, three half-lives will have passed. The number of A particles will have halved once again, and each A will produce one B and one C. There will be 1 A, 7 B and 7 C particles.

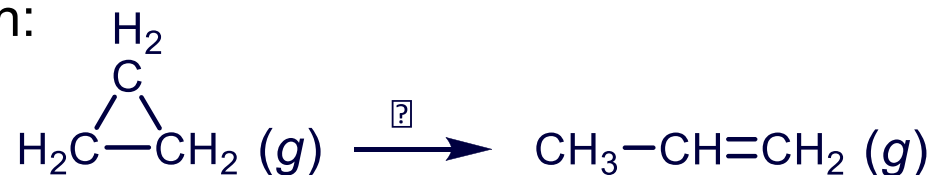
$$\text{mole fraction of B, } X_B = \frac{7}{1 + 7 + 7} = 0.467$$

$$P_B = X_B \times P_{\text{total}} = 0.467 \times 5.00 \text{ bar} = \boxed{2.33 \text{ bar}}$$

Sample Problem 14.7

Determining the Half-Life of a First-Order Reaction

PROBLEM: Cyclopropane is the smallest cyclic hydrocarbon. Because its 60° bond angles allow poor orbital overlap, its bonds are weak. As a result, it is thermally unstable and rearranges to propene at 1000°C via the following first-order reaction:



The rate constant is 9.2 s^{-1} , **(a)** What is the half-life of the reaction? **(b)** How long does it take for the concentration of cyclopropane to reach one-quarter of the initial value?

PLAN: The reaction is first order, so we find $t_{1/2}$ using the half-life equation for a first order reaction. Once we know $t_{1/2}$ we can calculate the time taken for the concentration to drop to 0.25 of its initial value.

Sample Problem 14.7

SOLUTION:

$$(a) \quad t_{1/2} = \frac{0.693}{k} = \frac{0.693}{9.2 \text{ s}^{-1}} = \mathbf{0.075 \text{ s}}$$

- (b) For the initial concentration to drop to one-quarter of its value requires 2 half-lives to pass.

$$\mathbf{\text{Time} = 2(0.075 \text{ s}) = 0.15 \text{ s}}$$



Half-life Equations

For a **first-order** reaction, $t_{1/2}$ does not depend on the initial concentration.

For a **second-order** reaction, $t_{1/2}$ is **inversely** proportional to the initial concentration:

$$t_{1/2} = \frac{1}{k[A]_0} \quad (\text{second order process; rate} = k[A]^2)$$

For a **zero-order** reaction, $t_{1/2}$ is **directly** proportional to the initial concentration:

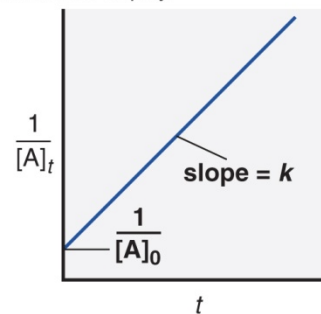
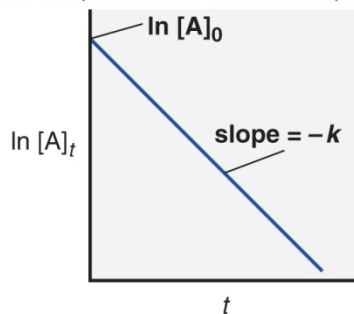
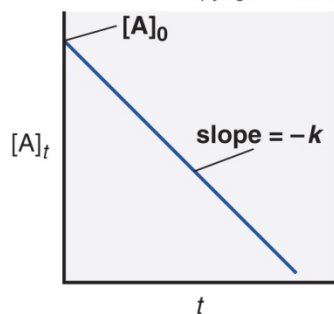
$$t_{1/2} = \frac{[A]_0}{2k} \quad (\text{zero order process; rate} = k)$$



Table 14.5 An Overview of Zero-Order, First-Order, and Simple Second-Order Reactions

	Zero Order	First Order	Second Order
Rate law	rate = k	rate = $k[A]$	rate = $k[A]^2$
Units for k	mol/L·s	1/s	L/mol·s
Half-life	$\frac{[A]_0}{2k}$	$\frac{\ln 2}{k}$	$\frac{1}{k[A]_0}$
Integrated rate law in straight-line form	$[A]_t = -kt + [A]_0$	$\ln[A]_t = -kt + \ln[A]_0$	$\frac{1}{[A]_t} = kt + \frac{1}{[A]_0}$
Plot for straight line	$[A]_t$ vs. t	$\ln[A]_t$ vs. t	$\frac{1}{[A]_t}$ vs. t
Slope, y intercept Graph	$-k, [A]_0$	$-k, \ln[A]_0$	$k, \frac{1}{[A]_0}$

Copyright © The McGraw-Hill Companies, Inc. Permission required for reproduction or display.



14.5 Collision Theory and Concentration

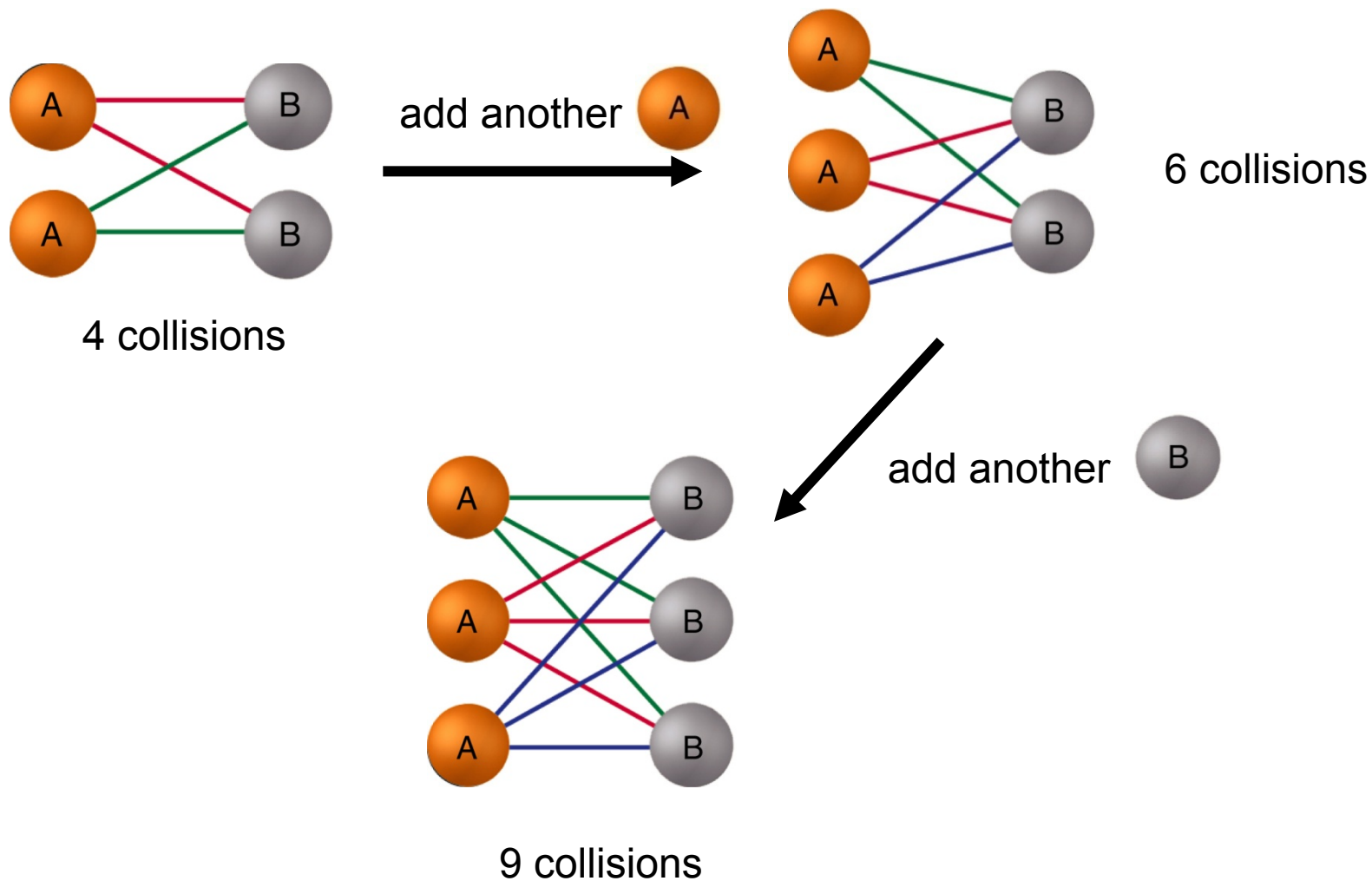
The basic principle of ***collision theory*** is that particles must collide in order to react.

An increase in the concentration of a reactant leads to a larger number of collisions, hence increasing reaction rate.

The number of collisions depends on the ***product*** of the numbers of reactant particles, not their sum. Concentrations are multiplied in the rate law, not added.



Figure 14.13 The number of possible collisions is the product, not the sum, of reactant concentrations.



Temperature and the Rate Constant

Temperature has a dramatic effect on reaction rate. For many reactions, an increase of 10°C will double or triple the rate.

Experimental data shows that ***k increases exponentially as T increases***. This is expressed in the ***Arrhenius equation***:

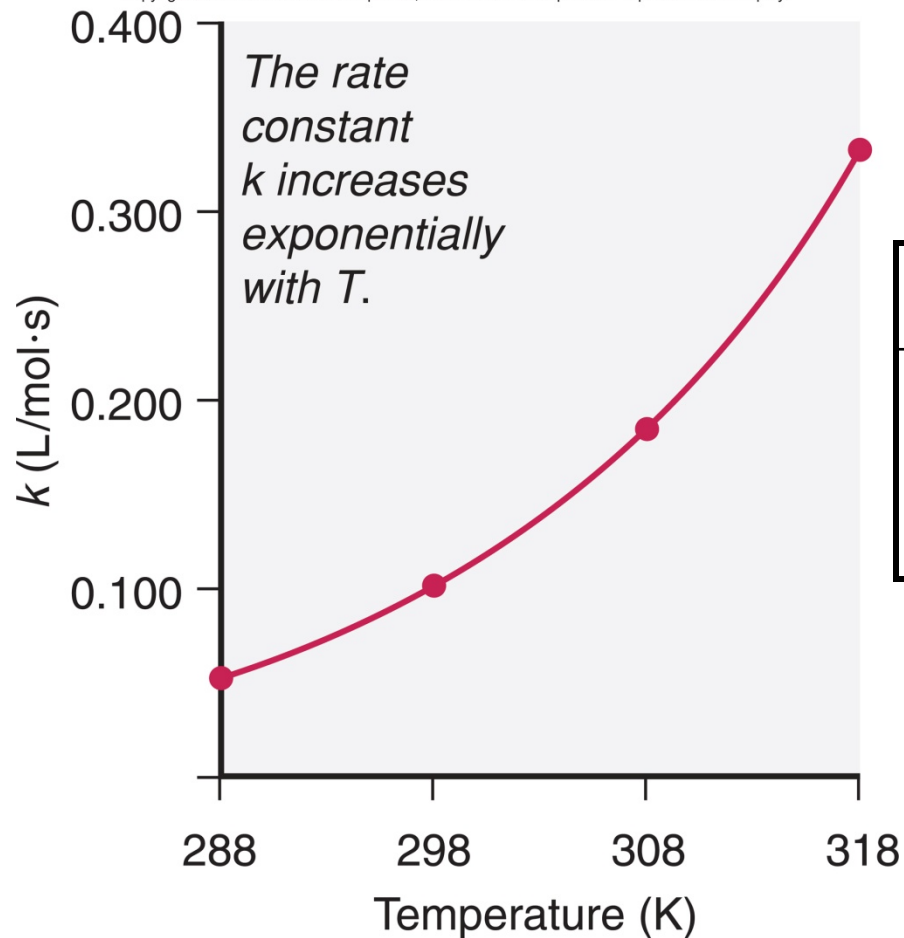
$$k = Ae^{-E_a/RT}$$

k = rate constant
 A = frequency factor
 E_a = activation energy

Higher T → larger k → increased rate

Figure 14.14 Increase of the rate constant with temperature for the hydrolysis of an ester

Copyright © The McGraw-Hill Companies, Inc. Permission required for reproduction or display.



Expt	[Ester]	[H ₂ O]	T (K)	Rate (mol/L·s)	k (L/mol·s)
1	0.100	0.200	288	1.04×10^{-3}	0.0521
2	0.100	0.200	298	2.20×10^{-3}	0.101
3	0.100	0.200	308	3.68×10^{-3}	0.184
4	0.100	0.200	318	6.64×10^{-3}	0.332

Reaction rate and k increase exponentially as T increases.

Activation Energy

In order to be **effective**, collisions between particles must exceed a certain energy **threshold**.

When particles collide effectively, they reach an **activated state**. The energy difference between the reactants and the activated state is the **activation energy** (E_a) for the reaction.

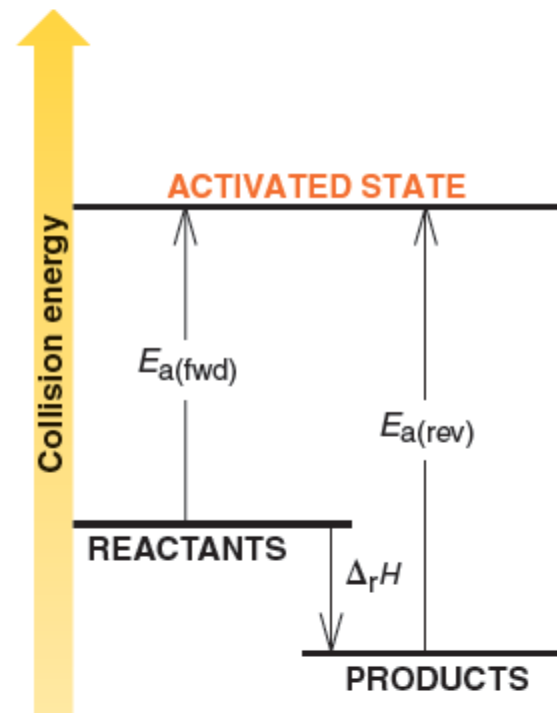

The **lower** the activation energy, the **faster** the reaction.

Smaller E_a → larger f → larger k → increased rate



Figure 14.15 Energy-level diagram for a reaction.

Copyright © The McGraw-Hill Companies, Inc. Permission required for reproduction or display.



Collisions must occur with sufficient energy to reach an ***activated state***.

This particular reaction is reversible and is exothermic in the forward direction.

Temperature and Collision Energy

An increase in temperature causes an increase in the kinetic energy of the particles. This leads to **more frequent** collisions and reaction rate increases.

At a higher temperature, the **fraction** of collisions with sufficient energy equal to or greater than E_a increases. Reaction rate therefore increases.



Figure 14.16 The effect of temperature on the distribution of collision energies.

Copyright © The McGraw-Hill Companies, Inc. Permission required for reproduction or display.

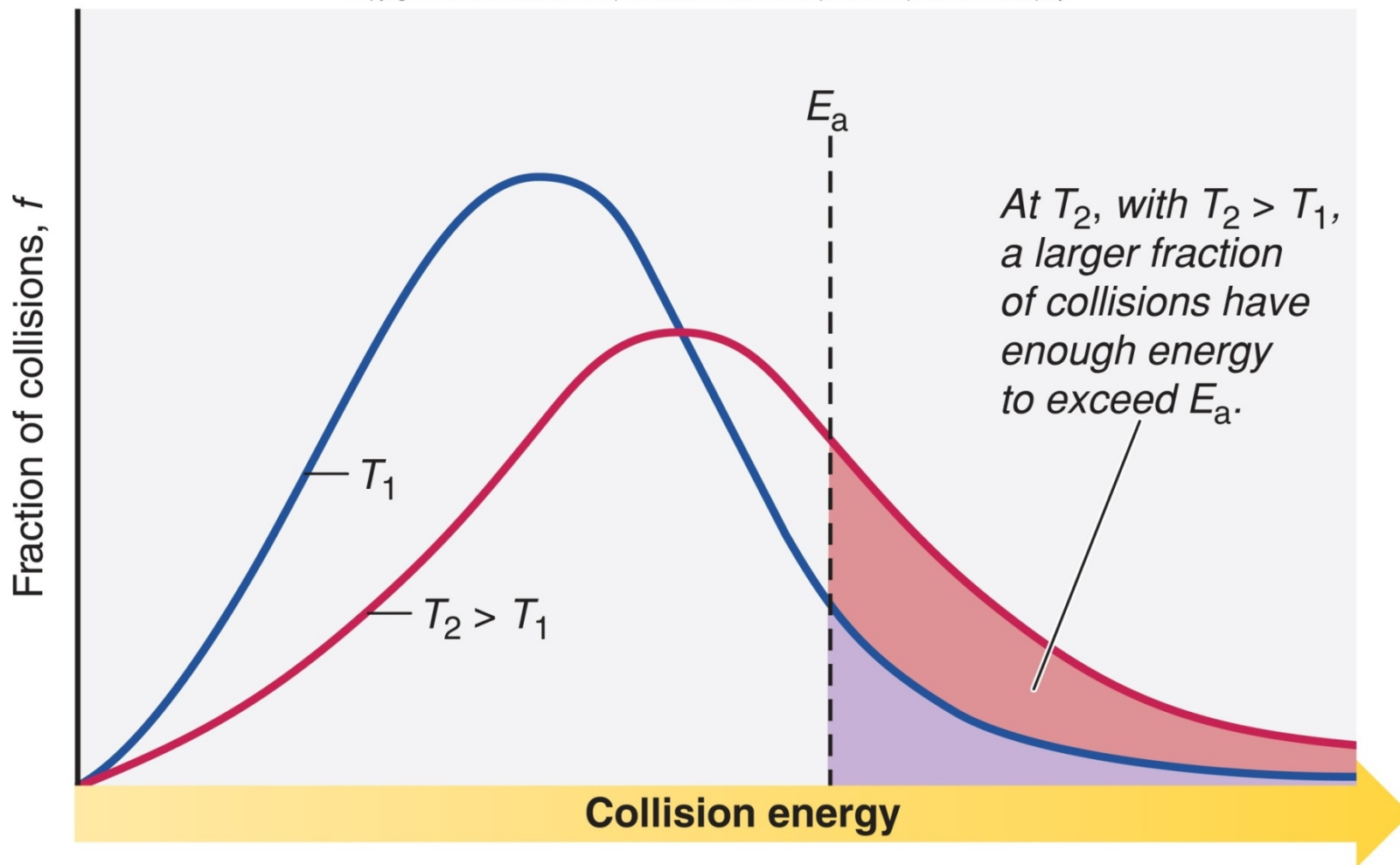


Table 14.6 The Effect of E_a and T on the Fraction (f) of Collisions with Sufficient Energy to Allow Reaction

E_a (kJ/mol)	f (at $T = 298$ K)
50	1.70×10^{-9}
75	7.03×10^{-14}
100	2.90×10^{-18}
T	f (at $E_a = 50$ kJ/mol)
25°C (298 K)	1.70×10^{-9}
35°C (308 K)	3.29×10^{-9}
45°C (318 K)	6.12×10^{-9}

Calculating Activation Energy

E_a can be calculated from the Arrhenius equation:

$$k = Ae^{-E_a/RT} \quad \text{so} \quad \ln k = \ln A - \frac{E_a}{R} \left(\frac{1}{T} \right)$$

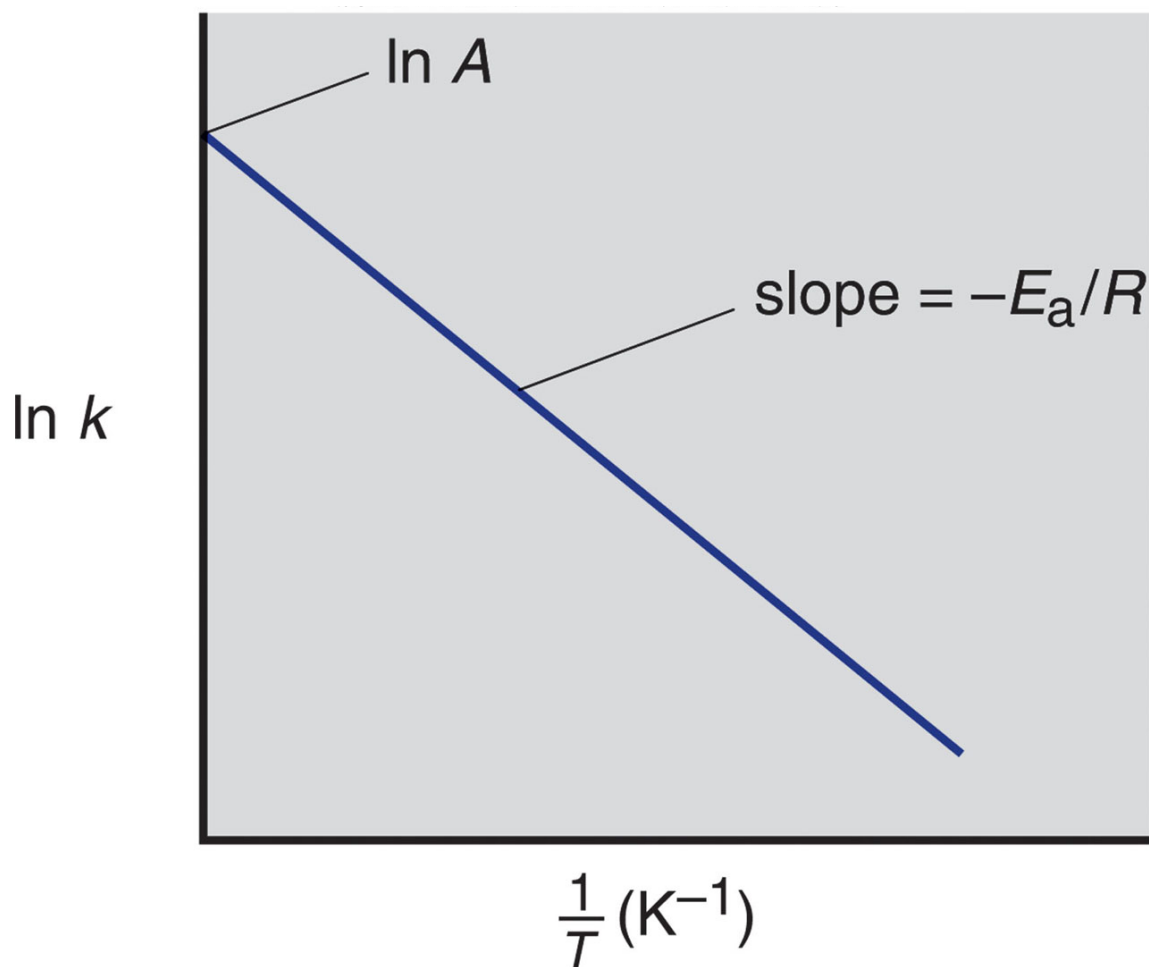
straight-line form

If data is available at two different temperatures:

$$\ln \frac{k_2}{k_1} = - \frac{E_a}{R} \left(\frac{1}{T_2} - \frac{1}{T_1} \right)$$



Figure 14.17 Graphical determination of the activation energy.



$$\ln k = \ln A - \frac{E_a}{R} \left(\frac{1}{T} \right)$$



Sample Problem 14.8

Determining the Energy of Activation

PROBLEM: The decomposition of hydrogen iodide is shown here, $2\text{HI}(g) \rightarrow \text{H}_2(g) + \text{I}_2(g)$, The reaction has rate constants of $9.51 \times 10^{-9} \text{ L/mol}\cdot\text{s}$ at 500. K and $1.10 \times 10^{-5} \text{ L/mol}\cdot\text{s}$ at 600. K. Find E_a .

PLAN: We are given two rate constants and two temperatures, so we can use the Arrhenius equation to solve for E_a .

SOLUTION:

$$\ln \frac{k_2}{k_1} = -\frac{E_a}{R} \left(\frac{1}{T_2} - \frac{1}{T_1} \right) \quad \text{so } E_a = -R \left(\ln \frac{k_2}{k_1} \right) \left(\frac{1}{T_2} - \frac{1}{T_1} \right)^{-1}$$

$$E_a = -(8.314 \text{ J/mol}\cdot\text{K}) \ln \left(\frac{1.10 \times 10^{-5} \text{ L/mol}\cdot\text{s}}{9.51 \times 10^{-9} \text{ L/mol}\cdot\text{s}} \right) \left(\frac{1}{600. \text{K}} - \frac{1}{500. \text{K}} \right)^{-1}$$

$$= 1.76 \times 10^5 \text{ J/mol} = 1.76 \times 10^2 \text{ kJ/mol}$$

Molecular Structure and Reaction Rate

For a collision between particles to be effective, it must have both sufficient **energy** and the appropriate **relative orientation** between the reacting particles.

The term A in the Arrhenius equation is the **frequency factor** for the reaction.

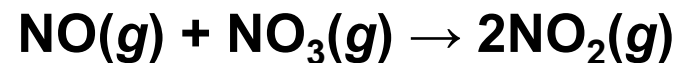
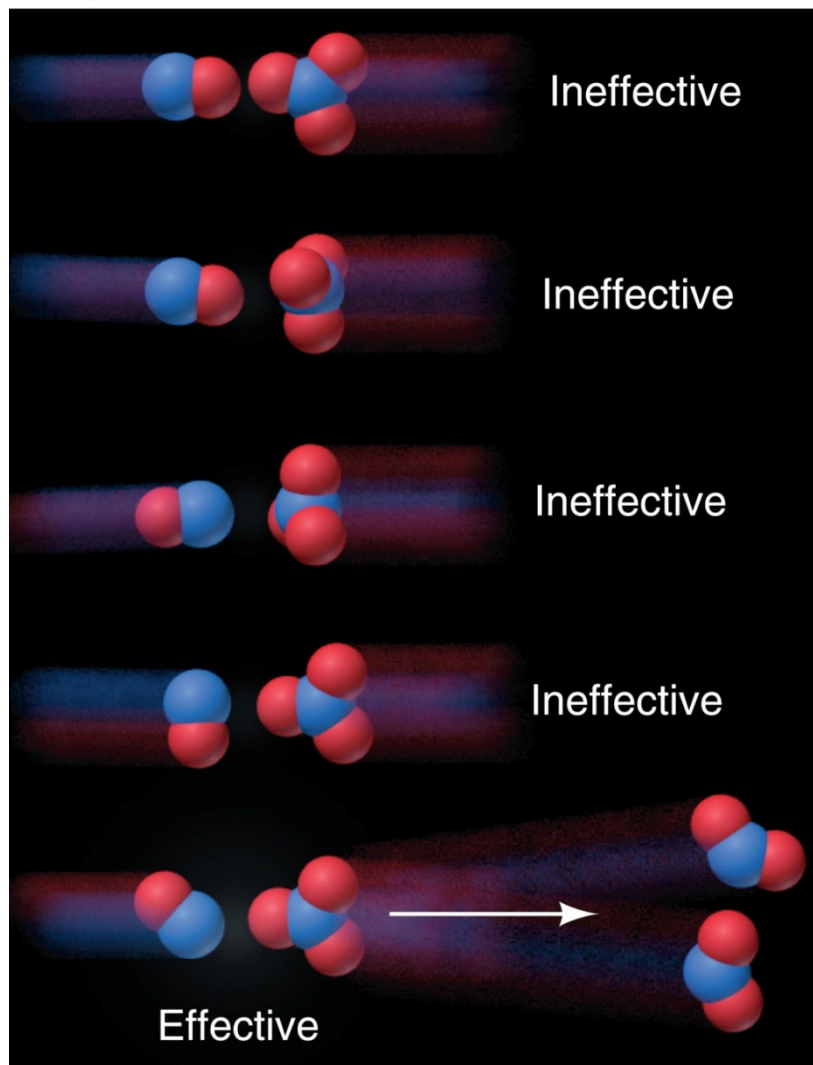
$$k = Ae^{-E_a/RT} \quad A = pZ \quad \begin{array}{l} p = \text{orientation probability factor} \\ Z = \text{collision frequency} \end{array}$$

The term p is specific for each reaction and is related to the structural complexity of the reactants.



Figure 14.18 The importance of molecular orientation to an effective collision.

Copyright © The McGraw-Hill Companies, Inc. Permission required for reproduction or display.



There is only one relative orientation of these two molecules that leads to an effective collision.

Transition State Theory

An effective collision between particles leads to the formation of a ***transition state*** or ***activated complex***.


The transition state is an unstable species that contains ***partial bonds***. It is a transitional species partway between reactants and products.

Transition states cannot be isolated.

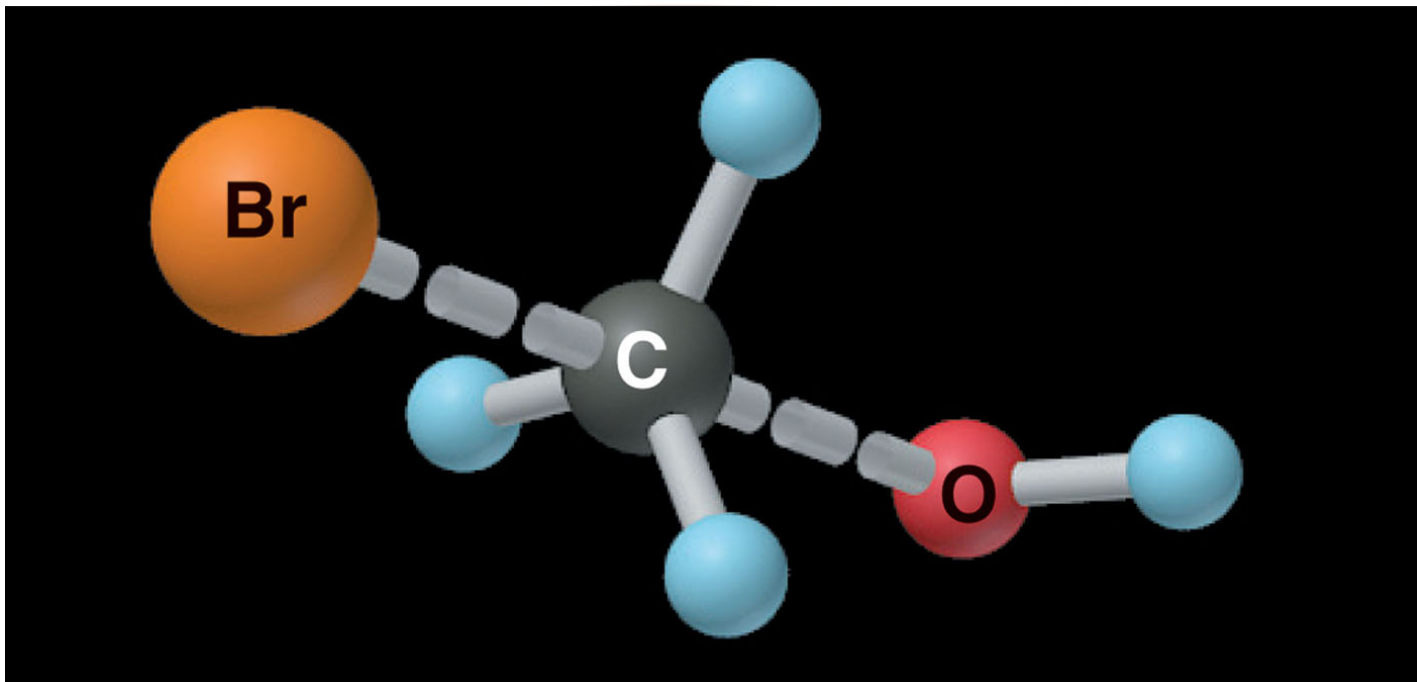
The transition state exists at the point of maximum potential energy.

The energy required to form the transition state is the activation energy.

Figure 14.19 The transition state of the reaction between BrCH_3 and OH^- .



Copyright © The McGraw-Hill Companies, Inc. Permission required for reproduction or display.



The transition state contains partial bonds (*dashed*) between C and Br and between C and O. It has a trigonal bipyramidal shape.



Figure 14.20 Depicting the reaction between BrCH_3 and OH^- .

Copyright © The McGraw-Hill Companies, Inc. Permission required for reproduction or display.

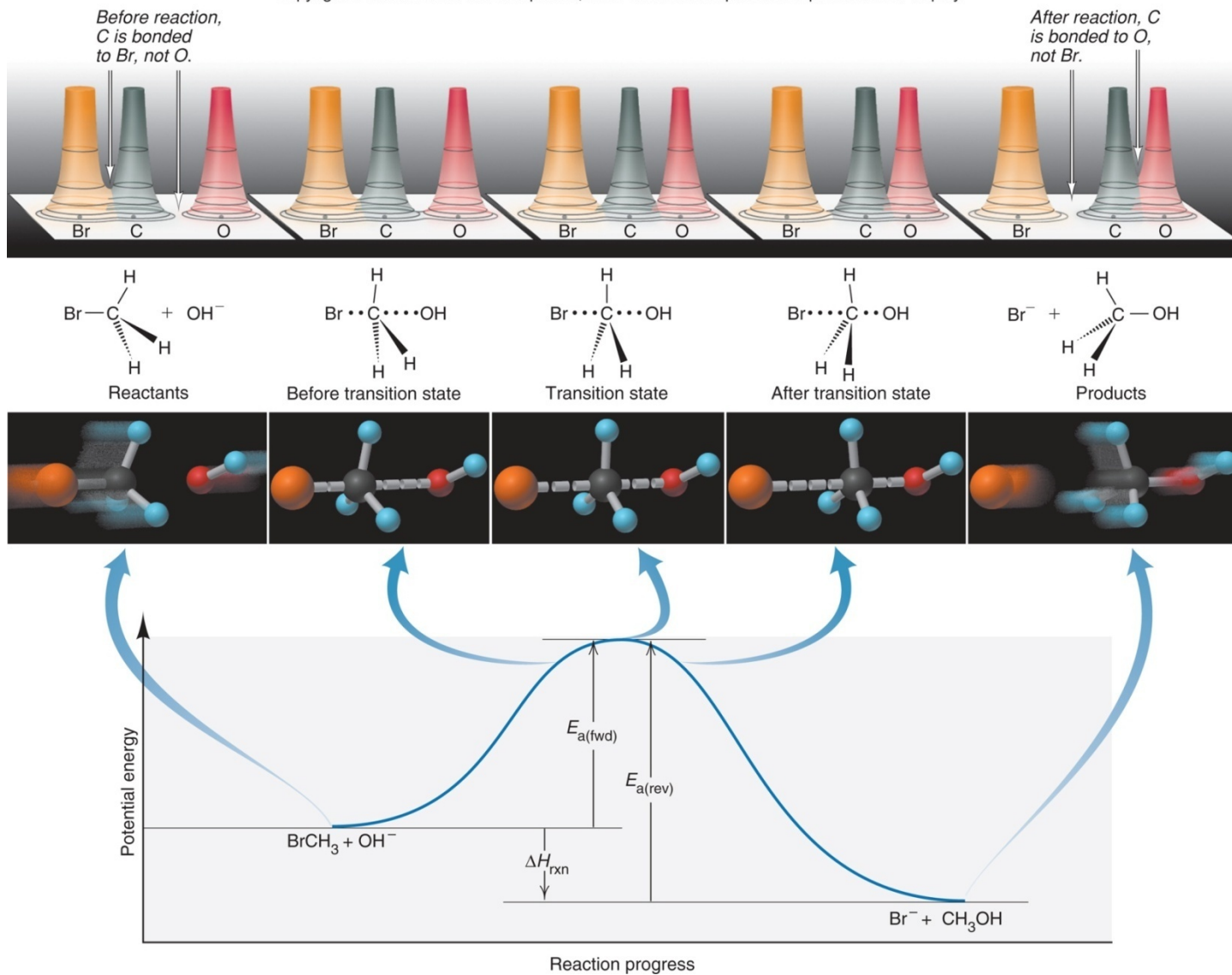
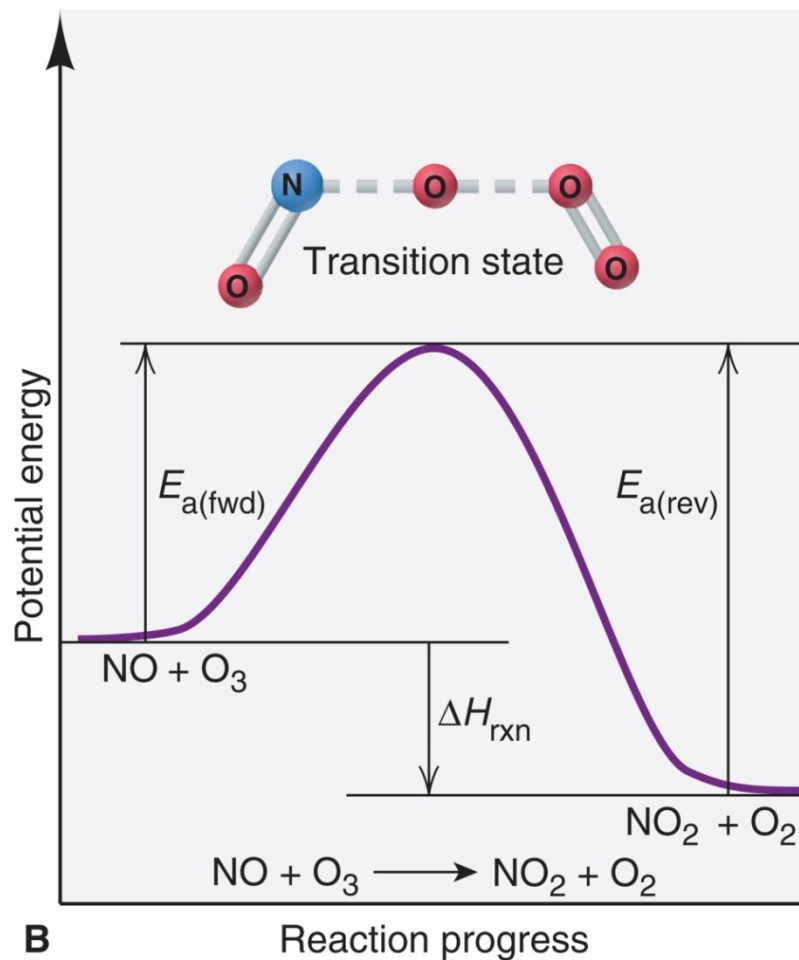
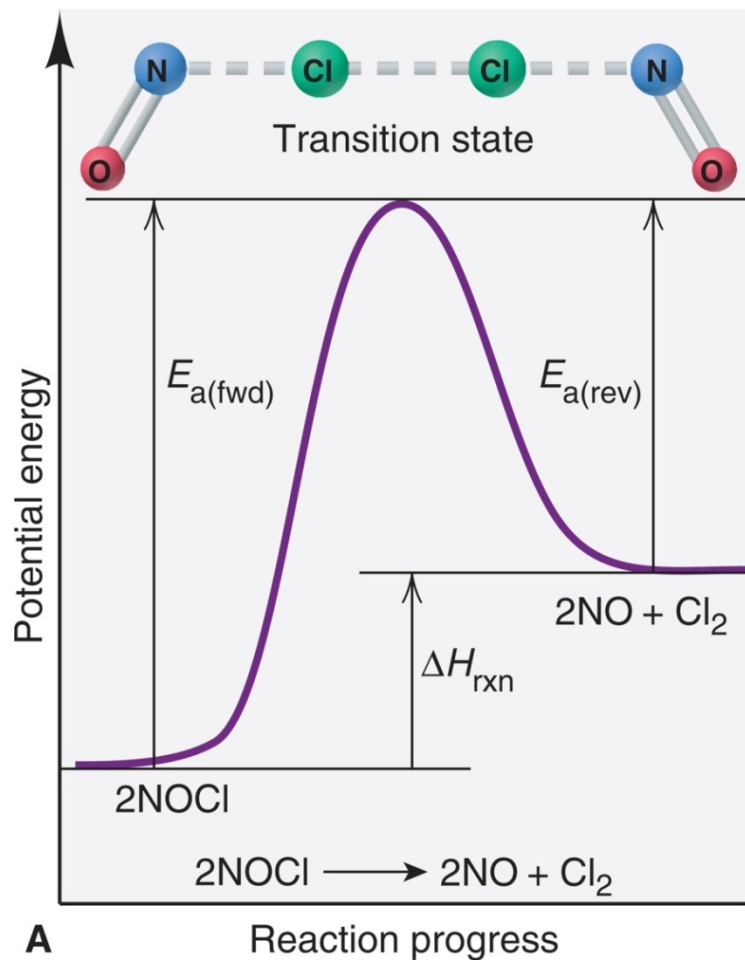


Figure 14.21 Reaction energy diagrams and possible transition states for two reactions.

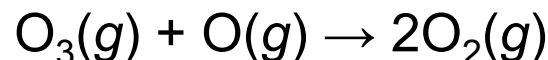
Copyright © The McGraw-Hill Companies, Inc. Permission required for reproduction or display.



Sample Problem 14.9

Drawing Reaction Energy Diagrams and Transition States

PROBLEM: The following reaction is a key reaction in the upper atmosphere:



The $E_{a(\text{fwd})}$ is 19 kJ, and the ΔH_{rxn} for the reaction as written is -392 kJ. Draw a reaction energy diagram, predict a structure for the transition state, and calculate $E_{a(\text{rev})}$.

PLAN: The reaction is highly exothermic ($\Delta H_{\text{rxn}} = -392$ kJ), so the products are much lower in energy than the reactants. The small $E_{a(\text{fwd})}$ (19 kJ) means that the energy of the reactants lies only slightly below that of the transition state. We calculate the value of $E_{a(\text{rev})}$ from the value of ΔH and $E_{a(\text{fwd})}$.

To predict the transition state structure, we note that one O-O bond of O_3 breaks and a new O-O bond forms.

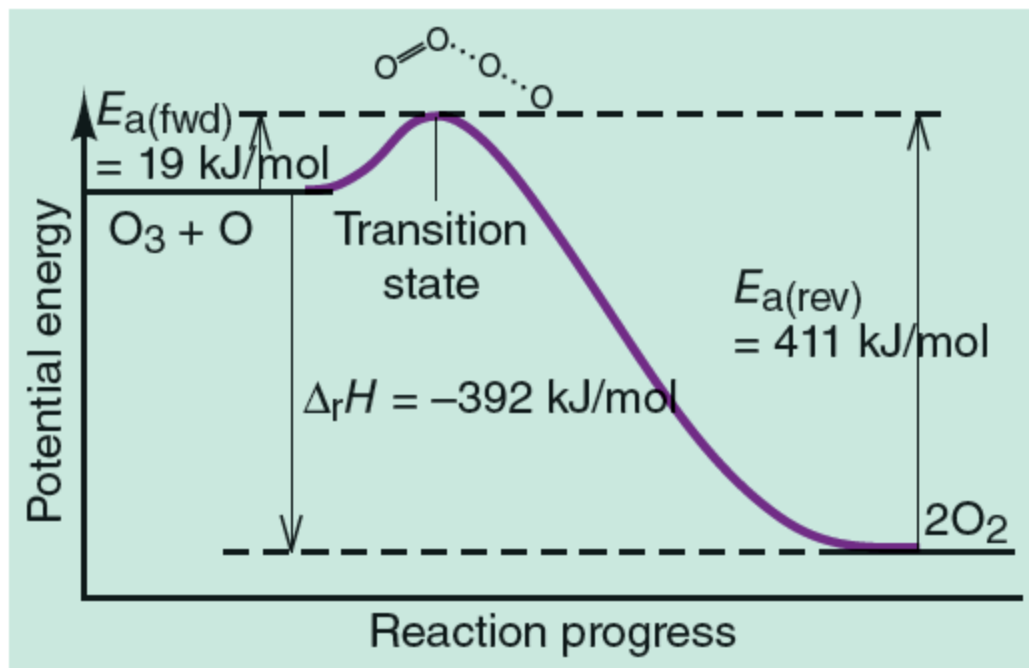
Sample Problem 14.9

SOLUTION:

$$\Delta H_{\text{rxn}} = E_{\text{a(fwd)}} - E_{\text{a(rev)}}$$

$$\text{So } E_{\text{a(rev)}} = + E_{\text{a(fwd)}} - \Delta H_{\text{rxn}} = 19 \text{ kJ} - (-392 \text{ kJ}) = \mathbf{411 \text{ kJ}}$$

Copyright © The McGraw-Hill Companies, Inc. Permission required for reproduction or display.



14.6

Reaction Mechanisms

The ***mechanism*** of a reaction is the sequence of single reaction steps that make up the overall equation.

The individual steps of the reaction mechanism are called ***elementary steps*** because each one describes a ***single molecular event***.

Each elementary step is characterized by its ***molecularity***, the number of particles involved in the reaction.

The rate law for an elementary step ***can*** be deduced from the reaction stoichiometry – ***reaction order equals molecularity for an elementary step only***.

Table 14.7 Rate Laws for General Elementary Steps

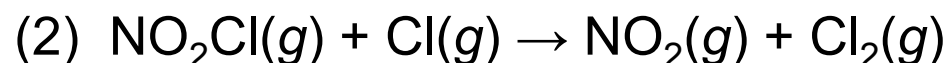
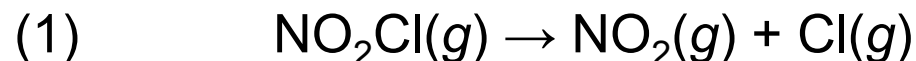
Elementary Step	Molecularity	Rate Law
$A \longrightarrow \text{product}$	Unimolecular	Rate = $k[A]$
$2A \longrightarrow \text{product}$	Bimolecular	Rate = $k[A]^2$
$A + B \longrightarrow \text{product}$	Bimolecular	Rate = $k[A][B]$
$2A + B \longrightarrow \text{product}$	Termolecular	Rate = $k[A]^2[B]$



Sample Problem 14.10

Determining Molecularity and Rate Laws for Elementary Steps

PROBLEM: The following elementary steps are proposed for a reaction mechanism:



- (a) Write the overall balanced equation.
- (b) Determine the molecularity of each step.
- (c) Write the rate law for each step.

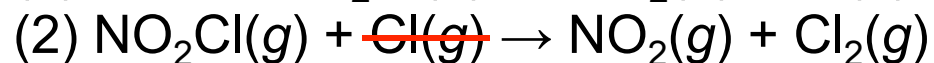
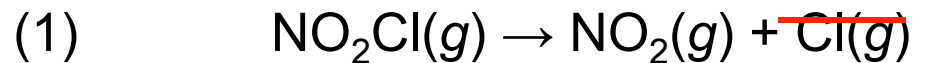
PLAN: We find the overall equation from the sum of the elementary steps. The molecularity of each step equals the total number of *reactant* particles. We write the rate law for each step using the molecularities as reaction orders.



Sample Problem 14.10

SOLUTION:

(a) Writing the overall balanced equation:



(b) Step(1) is **unimolecular**.

Step(2) is **bimolecular**.

(c) $\text{rate}_1 = k_1[\text{NO}_2\text{Cl}]$

$\text{rate}_2 = k_2[\text{NO}_2\text{Cl}][\text{Cl}]$



The Rate-Determining Step of a Reaction

The ***slowest*** step in a reaction is the ***rate-determining*** or ***rate-limiting*** step.

The reaction $\text{NO}_2(g) + \text{CO}(g) \rightarrow \text{NO}(g) + \text{CO}_2(g)$
has been proposed to occur by a two-step mechanism:

- (1) $\text{NO}_2(g) + \text{NO}_2(g) \rightarrow \text{NO}_3(g) + \text{NO}(g)$ [slow; rate-determining]
- (2) $\text{NO}_3(g) + \text{CO}(g) \rightarrow \text{NO}_2(g) + \text{CO}_2(g)$ [fast]

Observed rate law: $\text{rate} = k[\text{NO}_2]^2$

The rate law for the rate-determining step becomes the rate law for the overall reaction.



Correlating Mechanism with the Rate Law

A valid mechanism must meet three criteria:

The elementary steps must add up to the overall balanced equation.

The elementary steps must be reasonable.

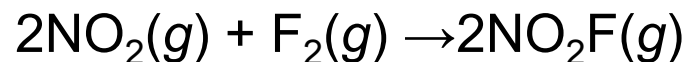
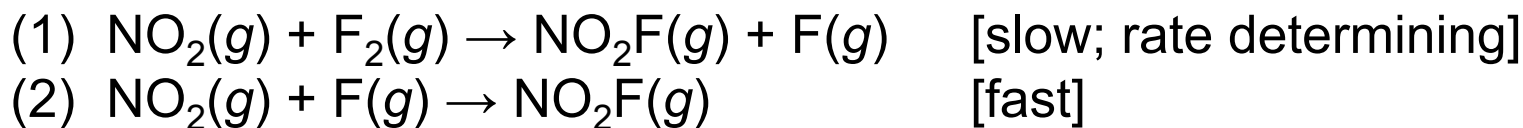
The mechanism must correlate with the **observed** rate law.

A mechanism is a **hypothesis** –we cannot **prove** it is correct, but if it is consistent with the data, and can be used to predict results accurately, it is a useful **model** for the reaction.

Mechanisms with a Slow Initial Step

The overall reaction $2\text{NO}_2(g) + \text{F}_2(g) \rightarrow 2\text{NO}_2\text{F}(g)$ has an experimental rate law $\text{Rate} = k[\text{NO}_2][\text{F}_2]$.

The accepted mechanism is



The elementary steps sum to the overall balanced equation:

$$\text{rate}_1 = k_1[\text{NO}_2][\text{F}_2]$$

$$\text{rate}_2 = k_2[\text{NO}_2][\text{F}]$$

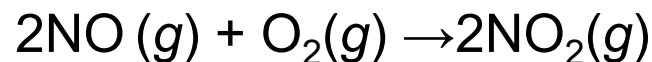
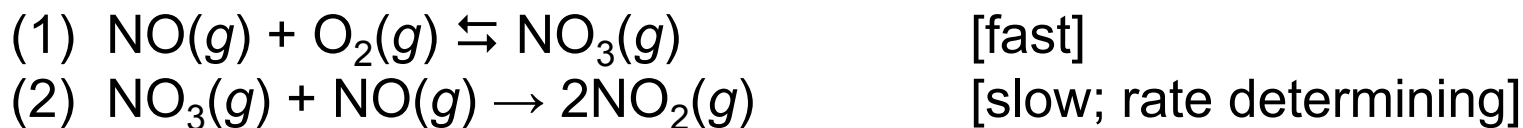
Step 1 is the slow step, and rate_1 correlates with the **observed** rate law.

The mechanism is therefore reasonable.

Mechanisms with a Fast Initial Step

The overall reaction $2\text{NO}(g) + \text{O}_2(g) \rightarrow 2\text{NO}_2(g)$ has an experimental rate law $\text{Rate} = k[\text{NO}]^2[\text{O}_2]$.

A proposed mechanism is



The elementary steps sum to the overall balanced equation:

Both steps are bimolecular and are therefore reasonable.

$$\text{rate}_{1(\text{fwd})} = k_1[\text{NO}][\text{O}_2]$$

$$\text{rate}_{1(\text{rev})} = k_{-1}[\text{NO}_3]$$

$$\text{rate}_2 = k_2[\text{NO}_3][\text{NO}]$$

When equilibrium (1) has been established

$$\text{rate}_{1(\text{fwd})} = \text{rate}_{1(\text{rev})}$$

$$k_1[\text{NO}][\text{O}_2] = k_{-1}[\text{NO}_3]$$

$$[\text{NO}_3] = \frac{k_1}{k_{-1}} [\text{NO}][\text{O}_2]$$

$$\text{rate}_2 = k_2[\text{NO}_3][\text{NO}] = k_2 \left(\frac{k_1}{k_{-1}} [\text{NO}][\text{O}_2] \right) [\text{NO}]$$

The ratio of rate constants is itself a constant, equal to the overall rate constant for the reaction, so

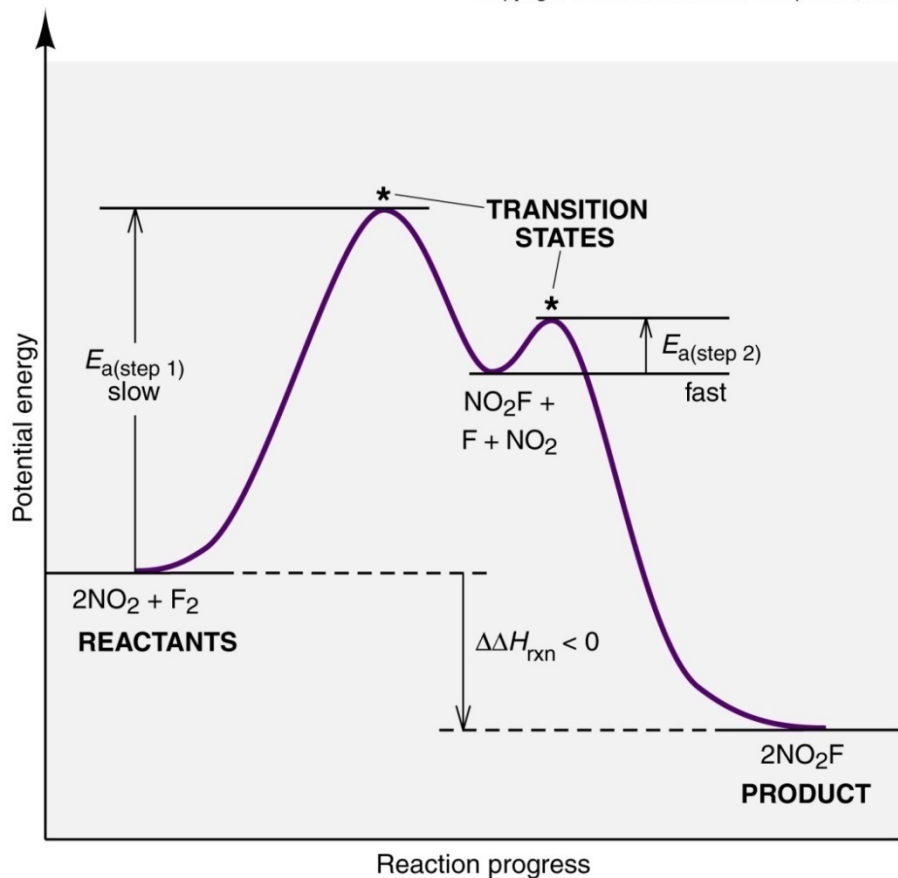
$\text{rate}_2 = k[\text{NO}]^2[\text{O}_2]$ which is consistent with the observed rate law.

For any mechanism, only reactants involved up to and including the slow (rate-determining) step appear in the overall rate law.

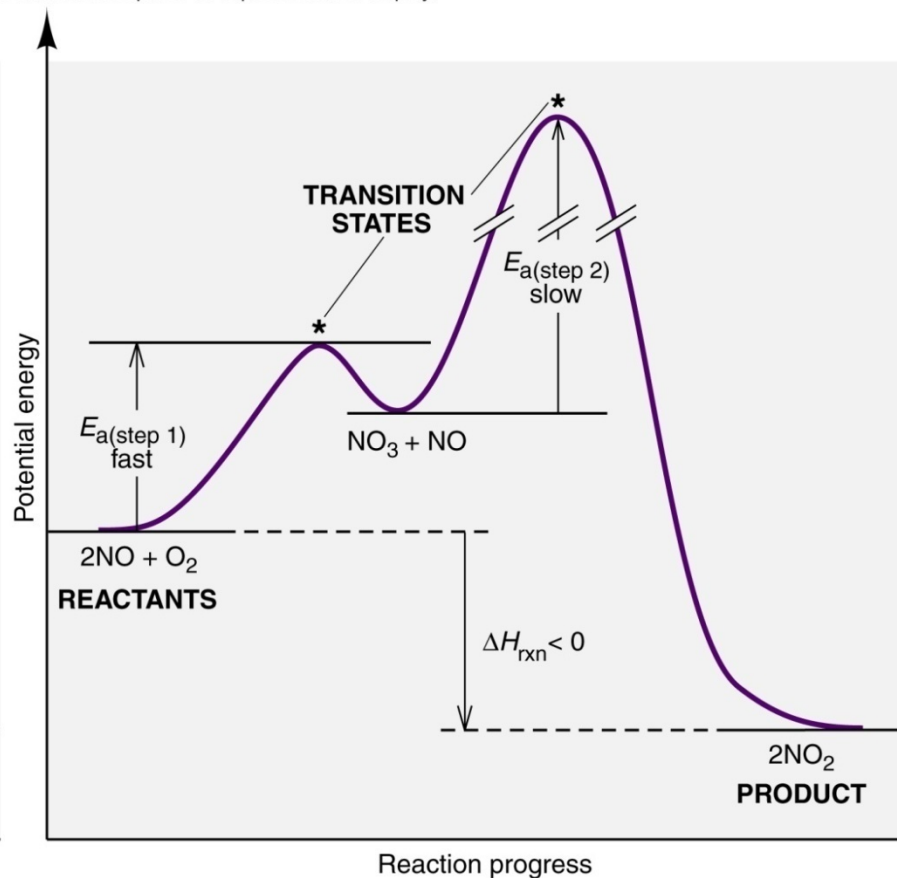


Figure 14.22 Reaction energy diagram for the two-step reaction of (A) NO_2 and F_2 and of (B) NO and O_2 .

Copyright © The McGraw-Hill Companies, Inc. Permission required for reproduction or display.



A



B

Each step in a multi-step reaction has its own transition state, which occurs at the energy maximum for that step.

14.7 Catalysis: Speeding up a Reaction

A ***catalyst*** is a substance that increases the reaction rate without itself being consumed in the reaction.

In general, a catalyst provides an alternative reaction pathway that has a ***lower total activation energy*** than the uncatalyzed reaction.

A catalyst will speed up both the forward and the reverse reactions.

A catalyst does not affect either ΔH or the overall yield for a reaction.



Figure 14.23 Reaction energy diagram for a catalyzed (green) and uncatalyzed (red) process.

Copyright © The McGraw-Hill Companies, Inc. Permission required for reproduction or display.

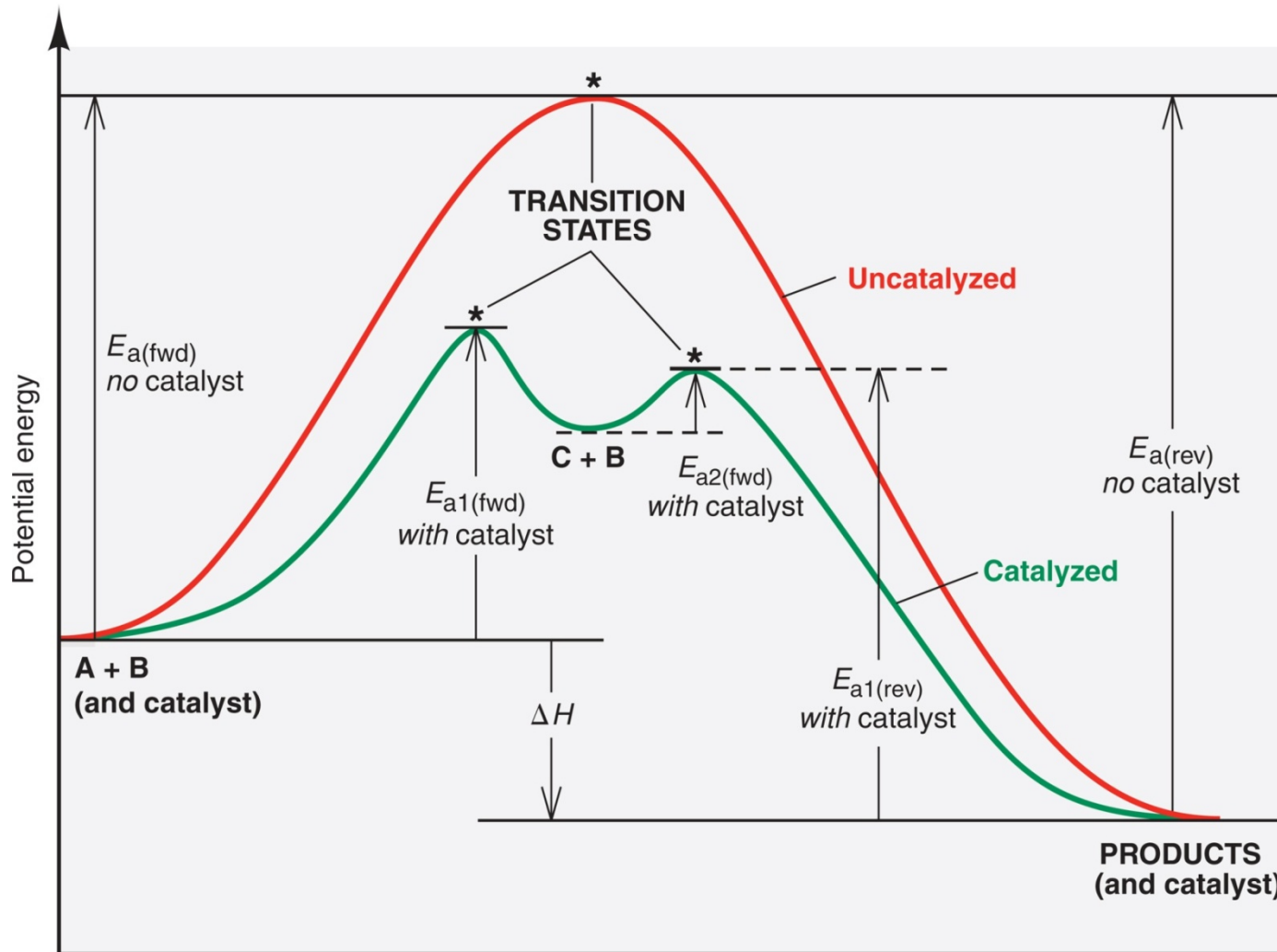



Figure 14.24 The catalyzed decomposition of H_2O_2 .
A *homogeneous* catalyst is in the same phase as the reaction mixture.

Copyright © The McGraw-Hill Companies, Inc. Permission required for reproduction or display.

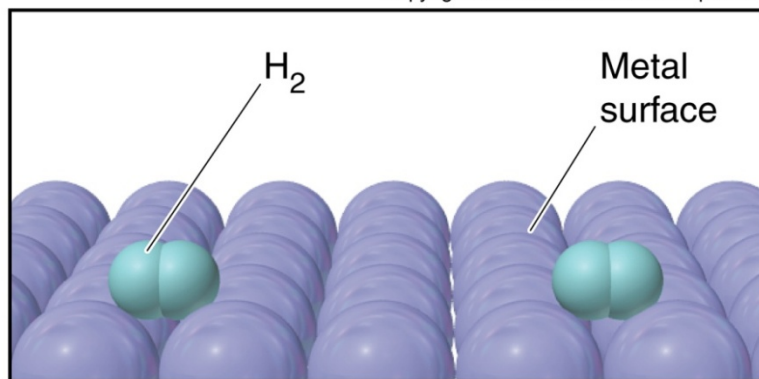


A small amount of NaBr is added to a solution of H_2O_2 .

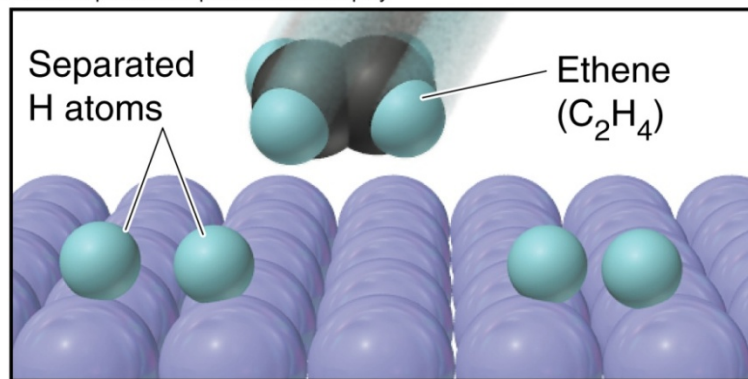
Oxygen gas forms quickly as $\text{Br}(aq)$ catalyzes the H_2O_2 decomposition; the intermediate Br_2 turns the solution orange.

Figure 14.25 The metal-catalyzed hydrogenation of ethene.

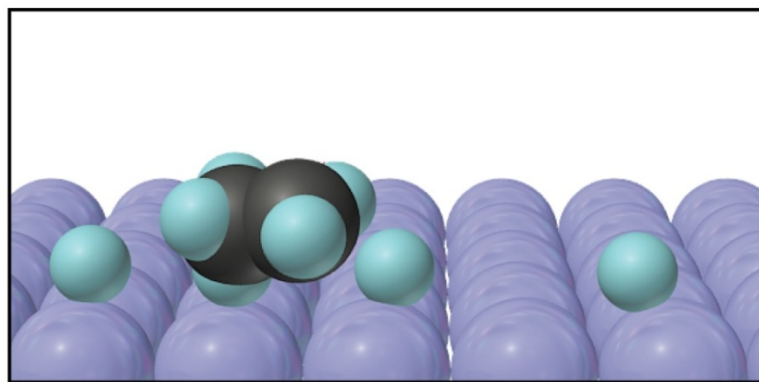
Copyright © The McGraw-Hill Companies, Inc. Permission required for reproduction or display.



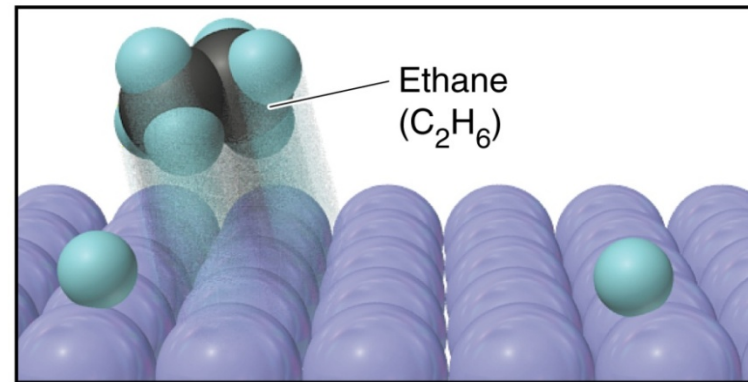
H_2 adsorbs to metal surface.



Rate-limiting step is $H-H$ bond breakage.



After C_2H_4 adsorbs, one $C-H$ forms.

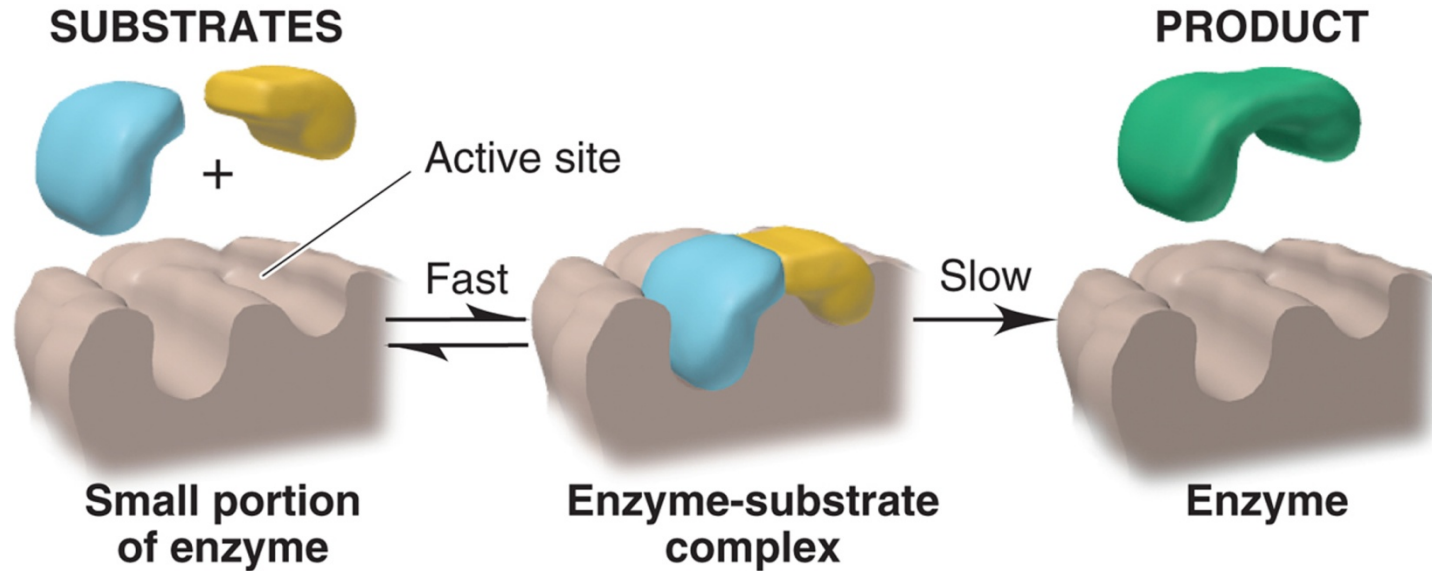


Another $C-H$ bond forms; C_2H_6 leaves surface.

A **heterogeneous** catalyst is in a different phase than the reaction mixture.

Figure 14.26A Two models of enzyme action.

Copyright © The McGraw-Hill Companies, Inc. Permission required for reproduction or display.



A Lock-and-key model: *fixed shape of active site matches shape of substrate(s).*

The lock-and-key model visualizes the enzyme active site having a fixed shape. This shape matches the shape of its substrate(s). The active site is therefore specific to its substrate.